



Flowsell™

Dispensa®

Tailor Made Dispensary Solutions

Flowsell™ Dispensa® tailor made solutions allow you to achieve the optimal layout for your pharmacy dispensary to make you more efficient. No other company offers such flexible pharmacy dispensary systems to create your own customised solution.

FLOWSELL™ HAS DEVELOPED A PULLOUT SHELF SO FLEXIBLE THAT IT CAN BE USED ON FREESTANDING GONDOLAS, WALLS OR IN CABINET SHELLS ON MELAMINE FINGER ENDS. NO OTHER COMPANY OFFER IS AS VERSATILE TO CUSTOM MAKE DISPENSARIES.



DISPENSA® PULLOUT WALL UNIT

Flowsell™ PullOut TrayShelves on a Single Sided Gondola or Wall Unit. Ideal for fast movers in close proximity to the dispensary bench.

	Post Height	Depth		
		305	405	505
	2260mm	407mm	507mm	607mm
Width				
	1 Bay	2 Bay	3 Bay	4 Bay
System 600	635mm	1236mm	1840mm	2440mm
Medications *	70	140	210	280
System 915	950mm	1866mm	2784mm	3700mm
Medications *	100	200	300	400

*Standard eight PullOut TrayShelves



Flowsell™ PULLOUT TRAYSHELF

All PullOut TraySelf Systems use the highly flexible pullout shelf designed to condense stock and improve your workflows. With the unique FastFit® polycarbonate dividers and clear shelf fronts it is quick to assemble and easy to operate. The quality German drawer runners and versatile brackets make it adaptable for freestanding gondolas, walls or in cabinet shells.

KEY BENEFITS

- Highly customisable
- Easy to operate
- Rotates stock
- Full product visibility
- Improved workflows
- Lightweight shelf

Available PullOut TrayShelf Sizes

Depth	Width
305mm	600 or 915mm
405mm	600 or 915mm
505mm	600 or 915mm
Medications/Shelf	
600mm	8 to 9
915mm	12 to 13



DISPENSA® PULLOUT DOUBLE SIDED

Flowsell™ PullOut TrayShelves on a Double Sided Gondola. Ideal for space saving in open areas.

	Post Height	Depth		
		305	405	505
	2260mm	740mm	940mm	1140mm
Width				
	1 Bay	2 Bay	3 Bay	4 Bay
System 600	635mm	1236mm	1840mm	2440mm
Medications *	140	280	420	560
System 915	950mm	1866mm	2784mm	3700mm
Medications *	200	400	600	800

*Standard sixteen PullOut TrayShelves




DISPENSA® PULLOUT CABINET SHELL

The PullOut TrayShelf can be fitted into the open cabinet ends of a typical melamine pill box system. This is ideal for fast movers as they face the dispensary bench.

Cabinet Height	Cabinet Depth (Internal)		
	305	405	505
Optional	355mm	455mm	555mm
Cabinet Width (Internal)			
1 Bay			
System 600	615mm		
Medications *	70		
System 915	930mm		
Medications *	100		

*Standard eight PullOut TrayShelves



DISPENSA® PULLOUT WALL STRIPPING

Perfect for either fast or slow movers when walls are near to the dispensary bench. PullOut TrayShelves can be run continuously on single and double wall stripping.



Height	Depth from the wall			
	305	405	505	
Optional	350mm	450mm	550mm	
Bay Width				
	1 Bay	2 Bay	3 Bay	4 Bay
System 600	612mm	1220mm	1826mm	2435mm
Medications *	70	140	210	280
System 915	927mm	1850mm	2770mm	3695mm
Medications *	100	200	300	400

*Standard eight PullOut TrayShelves

Flowsell™ Cantilever Dispensary Systems

Flowsell™ have several systems that use the cantilever trayshelf or flat shelf to economically store and dispense medications. The shelf management of flat shelves is greatly improved by using the Flowsell™ dispensary companion products.



DISPENZA® REAR LOAD

The Cantilever TrayShelf is fixed by support pins in an open back cabinet to position fast moving medications in a row immediately behind the dispensary bench. This allows clinical staff to dispense from the front as non-clinical staff stock the system from the rear. This is one of the most affordable and efficient fast mover systems.

--

*Standard nine Support TrayShelves



DISPENZA® TRAYSHELF WALL UNIT

Has all the features of the PullOut TrayShelf but is fixed to a wall unit on standard cantilever brackets. Excellent shelf management is provided by the shelf front and FastFit Dividers. Ideal for slow movers.

	Post Height	Depth		
		305	405	505
	2260mm	388mm	488mm	588mm
Width				
	1 Bay	2 Bay	3 Bay	4 Bay
System 600	635mm	1236mm	1840mm	2440mm
Medications *	72	144	216	288
System 915	950mm	1866mm	2784mm	3700mm
Medications *	105	210	315	420

* Standard eight PullOut TrayShelves



DISPENZA® FLAT SHELF WALL UNIT

A heavy duty single-sided gondola with cantilever flat shelves. Shelf management is improved by adding retrofit Flowsell™ Mounting Strips or Risers and clipping on inexpensive Product Dividers. Ideal along walls for slow movers.

	Post Height	Depth		
		305	405	505
	2260mm	388mm	488mm	588mm
Width				
	1 Bay	2 Bay	3 Bay	4 Bay
System 600	635mm	1236mm	1840mm	2440mm
Medications *	72	144	216	288
System 915	950mm	1866mm	2784mm	3700mm
Medications *	105	210	315	420

* Standard eight PullOut TrayShelves

Flowsell™ Dispensary Companion Products



PARTITION TRAY WITH PARTITION TRAY DIVIDERS

Increases the capacity of any Dispensa® TrayShelf or Cantilever Flat Shelf system by stocking multiple strengths of a medication, or more than one brand of small creams and ointments per row.


	Height	Width	Length
300	90mm	117mm	300mm
400	90mm	117mm	400mm



FRONT ANGLE DATA STRIP AND FLAT DATA STRIP

All systems are supplied with the appropriate data strip for bar code tickets.


	Height	Length
	28mm	600mm
	28mm	915mm



MOUNTING STRIP

Height	Length
5mm	600 to 915mm

Flowsell™ retrofit Product Dividers can be clipped to either a Mounting Strip, a Mounting Strip with a front fence, a Mounting Riser or attached by double sided tape to the leading edge of a Flat Shelf.



MOUNTING RISER

Height	Length
40mm	600 to 915mm
80mm	600 to 915mm



PRODUCT DIVIDER


Height	Length
60mm	200 to 505mm
120mm	200 to 505mm



GRAVITY ROLLER

The Gravity Roller is an inexpensive way to add weight to the rear of a row of narrow or unstable blister packs, moving them forward and preventing them from leaning over the shelf front.

Height	Width
33mm	40mm



SPRING PUSHER

The Spring Pusher uses a clock spring to self-feed narrow or unstable medications in any Dispensa® TrayShelf system or on a Dispensa® Cantilever Flat Shelf.

Height	Length
60mm	305 to 505mm
130mm	305 to 505mm



GONDOLA DRAWER AND BASE GONDOLA DRAWER

Gondola Drawers can be fitted to the base or any section of a Flowsell™ Wall Unit or Double Sided Gondola.

	Gondola Drawer			Base Gondola Drawer	
	Height	Width		Height	Width
System 600	200mm	590mm		170mm	560mm
System 915	200mm	905mm		170mm	872mm
Gondola Depth	305	405	505	305	405

FLOWSELL™ OFFER MANY DRAWER OPTIONS, ALL DESIGNED AROUND THE INNOVATIVE FLOWSELL™ DUALDRAWER.

Flowsell™ DUALDRAWER

A robust powder-coated metal drawer with two elongated compartments. Divided back to front by easy to adjust DualDrawer Dividers. Melamine Drawer Fronts with 2 Pak finish can be colour matched to any Laminex™ or Pantone™ colour. Each Drawer Front has a window for medication identification. DualDrawers open on quality German roller drawer runners.



KEY BENEFITS

- Highest capacity
- Maximises floor space
- Easy access
- Medications visible through fronts

Available DualDrawer Sizes

Height	Width	Depth
125mm	353mm*	600mm & 915mm
200mm	353mm*	600mm & 915mm

Medications/Drawer	
600	15 to 16
915	20 to 22

*2 x 176mm drawers

DISPENSA® UNDERBENCH CABINET

A compact cabinet of DualDrawers that places medications right under the dispensary bench. Ideal for creams and ointments such as those for the eye and ear. Available as a single cabinet or double combination of two cabinets. The two bay DualDrawer Cabinet fits snugly between the legs of the 915mm Wall Unit. Each UnderBench Cabinet combination can have either:

1. Six 125mm DualDrawers
2. One 200mm DualDrawers plus four 125mm DualDrawers



DISPENSA® GONDOLA WORKSTATION

A special single-sided Gondola fitted with a work bench top with Dispensa PullOut TrayShelves or Flat Shelves above and with the option below of:

1. Dispensa® UnderBench Cabinet - Double
2. Four PullOut Gondola Drawers OR
3. Four Flowsell™ PullOut TrayShelves



DISPENSA® DRAWER CABINET

A modular melamine cabinet with a powder coated steel frame. Perfect for storing slow movers in small to medium dispensaries. Available in three Dispensa® Drawer Cabinet combinations for the compact storage of medications for optimum dispensary space saving:

1. One 200mm DualDrawer, no Step, nine 125mm DualDrawers with two Drawers 245mm on top
2. One 200mm DualDrawer, Step, plus eleven 125mm DualDrawers with one 200mm on top
3. One 200mm DualDrawer, Step, plus thirteen 125mm DualDrawers

	Cabinet Height	Drawer Depth*	Cabinet Depth	
	2175mm	915mm	970mm	
	Cabinet Width			
	1 Bay	2 Bay	3 Bay	4 Bay
Medications	470mm	878mm	1286mm	1694mm
3/200 & 9/125	220	440	660	880
2/200 & 11/125	285	570	855	1140
1/200 & 13/125	300	600	900	1200

*DualDrawer 600 on request



	Cabinet Height	Drawer Depth*	Cabinet Depth
	865mm	600mm	685mm
	Cabinet Width		
	1 Bay	2 Bay	
Medications	463mm	868mm	
6/125	100	200	
1/200 & 4/125	80	160	

*DualDrawer 915 on request

	Workstation Dimensions			
	Height	Depth		
	2260mm	740mm		
	Cabinet Width			
	1 Bay	2 Bay	3 Bay	4 Bay
915mm	950mm	1866mm	2784mm	3700mm

We make it easy for you to choose the systems that will work for you. With Flowsell™ Dispensa® Systems you can position the most frequently dispensed medications closer to the dispensary bench, allowing you to spend more time with your customers.

All Dispensa® products are manufactured to ISO standard 9001 and are backed by a five year warranty. We offer a full service program which includes consultation, store plans, supply and national installation. Flowsell™ is an Australian owned supplier of quality equipment for the storage and efficient dispensing of prescription medications for Australian pharmacies.

Flowsell™

Factory 1/13 Network Drive,
Carrum Downs, Victoria 3201

Ph: (03) 9798 2276

Fax: (03) 9798 2279

E: sales@flowsell.com.au

W: flowsellpharmacysolutions.com.au