

## PEDIGO Hospital equipment: [www.pedigo-usa.com](http://www.pedigo-usa.com)

- **Stretchers**: manual or hydraulic adjustable height with option for radiology



- **Stands & Tables**: made of stainless steel



- **Carts**: Open or closed for moving all kinds of hospital supplies



- **Stools and Chairs**: Pneumatic or screw shaft height adjustment



- **OR Cabinets**: Free standing, built in or with casters









SPECIFICATIONS

Model Number	7500 <sup>N</sup>	7500 <sup>W</sup>
Weight Capacity	750 lbs. (340 kg)	750 lbs. (340 kg)
Overall Length	83" (211 cm)	83" (211 cm)
Overall Width	29.5" (75 cm)	33.5" (85 cm)
Height Range		
Low	23" (58 cm)	23" (58 cm)
High	32.75" (83 cm)	32.75" (83 cm)
Litter Positioning		
Fowler Backrest	0°-90°	0°-90°
Trendelenburg	+12°	+12°
Reverse Trendelenburg	-7°	-7°
Patient Surface	77" x 27" (196 x 69cm)	77" x 31" (196 x 77cm)
Side Rails	14" x 76" (36 x 193 cm)	14" x 76" (36 x 193 cm)
Casters	8" (20 cm)	8" (20cm)
Warranty *	1 year parts and labor	1 year parts and labor

\* 7500 Special Package Warranty (7500-SPEC ): 2 year parts and labor.

OPTIONS

Accessory	N	W	Accessory	N	W	Accessory	N	W
<b>X-Ray Board</b>			<b>IV Pole Options:</b>			<b>Additional Options:</b>		
Full .....	750203	750204	Fixed Height .....	2101	same	Digital Scale .....	750214	same
Partial .....	750205	750206	Adjustable / Removable ..	5984001	same	Extra Release Pedal .....	750106	same
<b>Mattresses:</b>			Adjustable / Attached.....	750501	750502	<i>(iS6 Six Wheel Steering)</i>		
3" Standard (black) .....	5828002	5831002	Fold Down .....	59175001	same	Storage Bag Hook .....	750215	same
3" Premium (blue).....	5850002	5852002	IV Pole Caddy .....	59163001	same	Paper Roll Holder .....	5966001	5966003
4" Standard (black) .....	5829002	5832002	<b>Push/Pull Bar Options:</b>			O <sub>2</sub> Tank Holder (Vertical)..	5981001	same
4" Premium (blue).....	5851002	5853002	Push/Pull Bar (Removable) ..	5985001	5986001	400N (90#) pneumatic		
4" Pressure Relief .....	5833002	5834002	Bar Pad .....	5704001	5705001	assist fowler .....	750602	same
5" Premium (blue)†.....	5855002	5856002	Chart Holder.....	5967001	same	Head/Foot Extension .....	5996001	same
† Special order only.			Monitor Tray Board .....	59115001	59116001	Head/Foot 3" Pad .....	5708001	same
<b>Restraint Straps Options:</b>			<i>(includes chart holder 5967001)</i>			Stirrups Set.....	59100001	same
Velcro (pair) .....	5903001	same	<b>Knee Flex</b>			<b>Color-Coded Bumper Options:</b>		
Buckle (pair).....	5904001	same	Hand Crank .....	750201	750202	Red .....	750401	same
<b>Side Rail Options:</b>			Hydraulic .....	750208	750209	Teal .....	750402	same
CuVerro® Rails .....	750302	same	<div>    </div>			<div>    </div>		
Rail Pad (pair) .....	5716001	same	Leg Lift      Knee Flex      Trauma			Red      Teal      Grey (standard)		

STANDARD FEATURES

- 750 lbs. weight capacity
- **iS6™** Instant Steer 6 Wheel Steering
- Side Rails - dual release stainless steel glide & tuck
- Integrated push/pull handles
- Center column design with precision ball bearings
- Quick-Release O<sub>2</sub> Tank Holder  
(US Patent 7,865,984 B2)
- Positive/negative Trendelenburg dual pneumatic assist cylinder
- Mechanical Level Lock
- Pneumatic assist fowler 600N (135#) force
- Dual side-mounted hydraulic foot pedals
- Brake & Steer activated foot pedals
- Four corner IV pole receptacles
- Four restraint strap positions
- Full PVC perimeter bumper
- 8" easy mobility casters
- Latex-free

stretcher series  
**7500**  
transport / trauma stretcher







stretcher series

# 7500

Pedigo's 7500 Series Stretcher allows for the transfer of patients easily and comfortably with a load capacity up to 750 pounds. Superior stability, mobility, and braking capabilities make the 7500 versatile for all your department needs such as OR, ED, PACU, Patient Transportation, Radiology or Cath Lab.



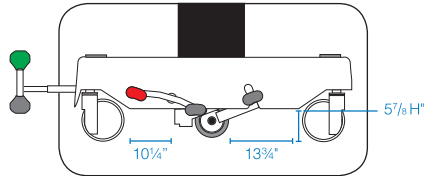
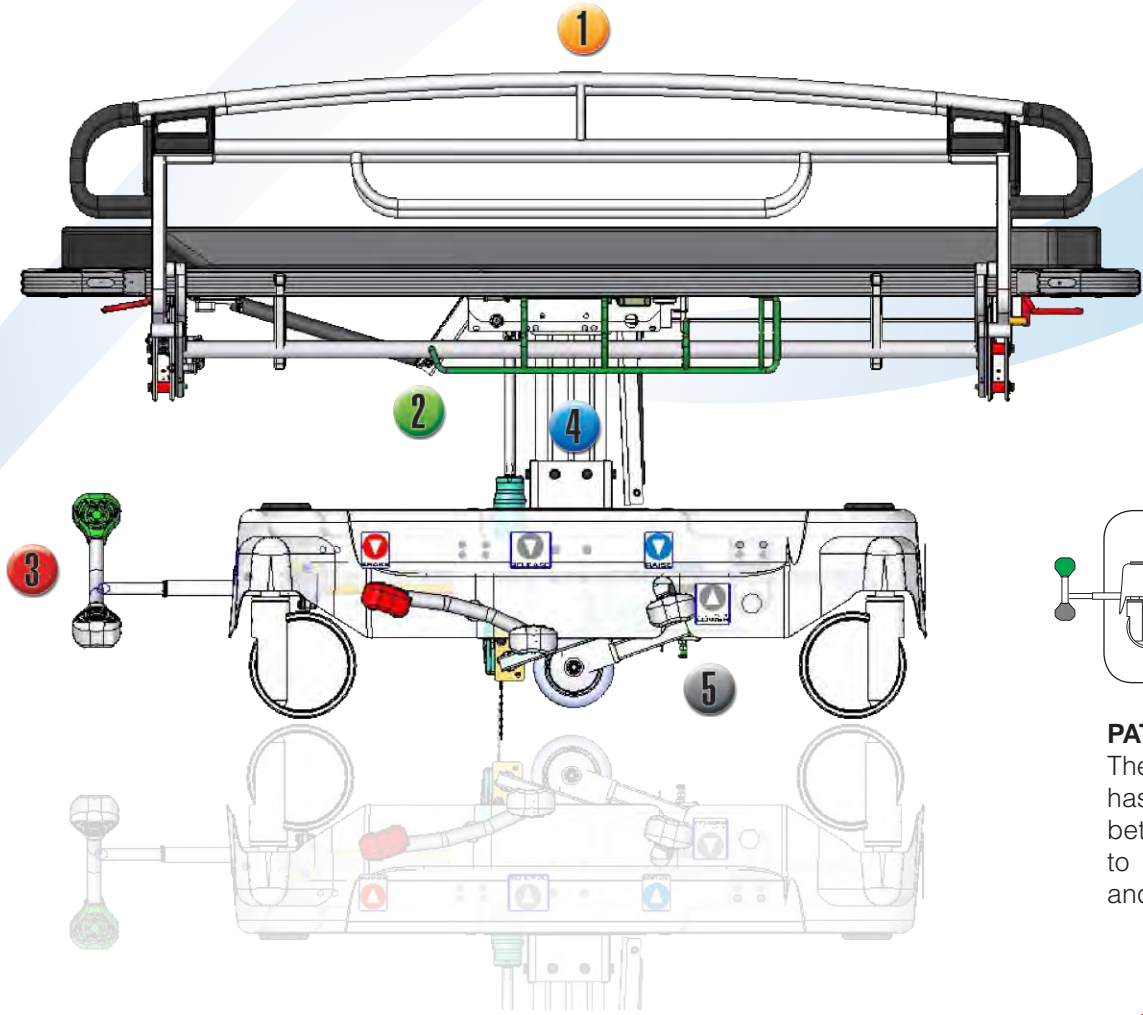
**1 RAIL SYSTEM:**  
Full length stainless steel side rails feature integrated push-pull handles with latch releases located at all four corners of the stretcher. Easy one-handed operation. No hinges, mechanical connections or plastic couplings to trap debris or fluid. Easy to wipe clean and disinfect.

**2 OXYGEN TANK HOLDER:**  
Pedigo's ergonomic Quick-Release O<sub>2</sub> Tank Holder is side mounted and conveniently located under the patient surface to reduce caregiver bending. (US Patent 7,865,984 B2)

**3 new IS6™ - INSTANT STEER SIX WHEEL STEERING:**  
The two IS6™ wheels are centered directly under the chassis for increased maneuverability and control. Dual ball bearing wheels feature a softer wheel tread for improved grip and traction.

**4 CENTER COLUMN SUPPORT:**  
Sturdy steel column with single hydraulic lift cylinder design uses sixteen precision ball-bearings to smoothly raise and lower the patient.

**5 HYDRAULIC HEIGHT ADJUSTMENT FOOT PEDALS:**  
Hydraulic Foot Pedals are located on each side of the stretcher within the patient care zone. Color-coded pedals and function graphics are quickly and easily understood.



**PATIENT LIFTS:**  
The 7500 Series Stretcher has 57 1/8" H" of clearance between floor and cowlings to easily accommodate and utilize patient lifts.




**STRETCHER SCALE**  
Back lit LCD scale display reads to the nearest pound with a +/- margin of 5 pounds throughout the entire 750 pound range. Instrumentation cable is routed through frame so as not to interfere with patient or peripheral components.

**ZERO**  
Scale can be zeroed to adjust for any accessories or additional gear on the litter top.

**WEIGH**  
Stores patient weight to memory when patient is weighed.

**RECALL / HOLD**  
Weight can be recalled even if patient is not on stretcher.

**MODE**  
One button switch from pounds to kilograms.



**CuVerro®**  
Now as an added protection in the ongoing battle with bacteria, Pedigo offers the option of side rails made from **CuVerro®** antimicrobial copper alloy.

Copper is a natural anti-microbial element and **CuVerro®** is the ONLY solid touch surface material registered by the EPA to continuously kill bacteria<sup>1</sup> that cause infections and pose a risk to human health. Lab tests show 99.9% of bacteria<sup>1</sup> associated with disease and infection, including MRSA<sup>1</sup>, are killed within two hours when in contact with copper. Bacteria will continue to be killed 24 hours a day, week after week, between regular cleanings.

<sup>1</sup> CuVerro® alloys have proven effectiveness on MRSA (Methicillin-Resistant Staphylococcus aureus), Staphylococcus aureus, Enterobacter aerogenes, Pseudomonas aeruginosa, and Escherichia coli 0157:H7. CuVerro is a registered trademark of GBC Metals LLC, d/b/a Olin Brass.

**✓ LATEX-FREE**









**IV CADDY**  
Quickly and easily secure an IV pole to a stretcher using Pedigo's IV Caddy. Allows one caregiver to manage the safe transport of the patient, stretcher and IV equipment. Stores under litter top when not in use.



SPECIFICATIONS

Model Number	5400 <sup>N</sup>	5400 <sup>W</sup>
Weight Capacity	500 lbs. (227 kg)	500 lbs. (227 kg)
Overall Length	83" (211 cm)	83" (211 cm)
Overall Width	29.5" (75 cm)	33.5" (85 cm)
Height Range		
Low	23" (58 cm)	23" (58 cm)
High	32.75" (83 cm)	32.75" (83 cm)
Litter Positioning		
Fowler Backrest	0°-90°	0°-90°
Trendelenburg	+12°	+12°
Reverse Trendelenburg	-7°	-7°
Patient Surface	77" x 27" (196 x 69cm)	77" x 31" (196 x 77cm)
Side Rails	15" x 63 <sup>5</sup> / <sub>8</sub> " (38 x 162 cm)	15" x 63 <sup>5</sup> / <sub>8</sub> " (38 x 162cm)
Casters	8" (20 cm)	8" (20cm)
Warranty	1 year parts and labor	1 year parts and labor

OPTIONS

Accessory	N	W	Accessory	N	W	Accessory	N	W
X-Ray Board			IV Pole Options:			Additional Options:		
Full .....	750203	750204	Fixed Height .....	2101	same	Digital Scale .....	750214	same
Partial .....	750205	750206	Adjustable / Removable ..	5984001	same	Bed Exit Monitor .....	750216	same
Mattresses:			Adjustable / Attached.....	750501	750502	Extra Release Pedal .....	750105	same
3" Standard (black) .....	5828002	5831002	Fold Down .....	59175001	same	(TDS True Direction Steering)		
3" Premium (blue).....	5850002	5852002	IV Pole Caddy .....	59163001	same	iS6™ Instant Steer 6 Wheel	750103	same
4" Standard (black) .....	5829002	5832002	Push/Pull Bar Options:			Extra Release Pedal .....	750106	same
4" Premium (blue).....	5851002	5853002	Push/Pull Bar (Removable) ..	5985001	5986001	(iS6 Six Wheel Steering)		
4" Pressure Relief .....	5833002	5834002	Bar Pad .....	5704001	5705001	Storage Bag Hook.....	750215	same
5" Premium (blue)†.....	5855002	5856002	Chart Holder .....	5967001	same	Paper Roll Holder .....	5966001	5966003
† Special order only.			Monitor Tray Board .....	59115001	59116001	Quick Release O <sub>2</sub> Holder	750213	same
Restraint Straps Options:			(includes chart holder 5967001)			O <sub>2</sub> Tank Holder (Vertical)..	5981001	same
Velcro (pair).....	5903001	same	Knee Flex			Head/Foot Extension .....	5996001	same
Buckle (pair).....	5904001	same	Hand Crank .....	750201	750202	Head/Foot 3" Pad .....	5708001	same
Side Rail Options:			Hydraulic .....	750208	750209	Stirrups Set .....	59100001	same
CuVerro® Rails .....	750303	same	Color-Coded Bumper Options:			Red .....	750401	same
Rail Pad (pair) .....	5716001	same	  			Teal .....	750402	same
			Leg Lift      Knee Flex      Trauma			  		
						Red      Teal      Grey (standard)		

stretcher series  
5400

STANDARD FEATURES

- 500 lbs. weight capacity
- True Direction Steering (TDS)
- Side rails - full length, single release
- Center column design with precision ball bearings
- Positive/negative Trendelenburg single pneumatic assist cylinder
- Pneumatic assist fowler (400 N 90# force)
- Dual side-mounted hydraulic foot pedals
- Brake & Steer activated foot pedals
- Four corner IV pole receptacles
- Four restraint strap positions
- Full PVC perimeter bumper
- 8" easy mobility casters
- Latex-free



stretcher series  
5400  
universal procedure stretcher







stretcher series

# 5400

The 5400 Series universal transport stretcher is versatile, yet economical. It's the right stretcher for ED, OR, PACU, or any department where cost, efficiency and quality are required.



**1 RAIL SYSTEM:**  
Easy to wipe clean and disinfect, full length tuck-away side rails allow for easier patient transfer by creating a zero transfer gap. Rails feature a release latch centrally located on either side of the litter top under the patient surface.



**2 PNEUMATIC ASSIST FOWLER:**  
Provides additional assistance for the safe and easy raising and lowering of the patient.



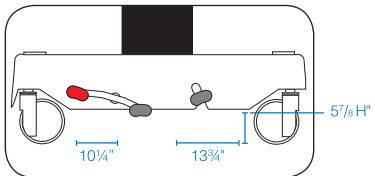
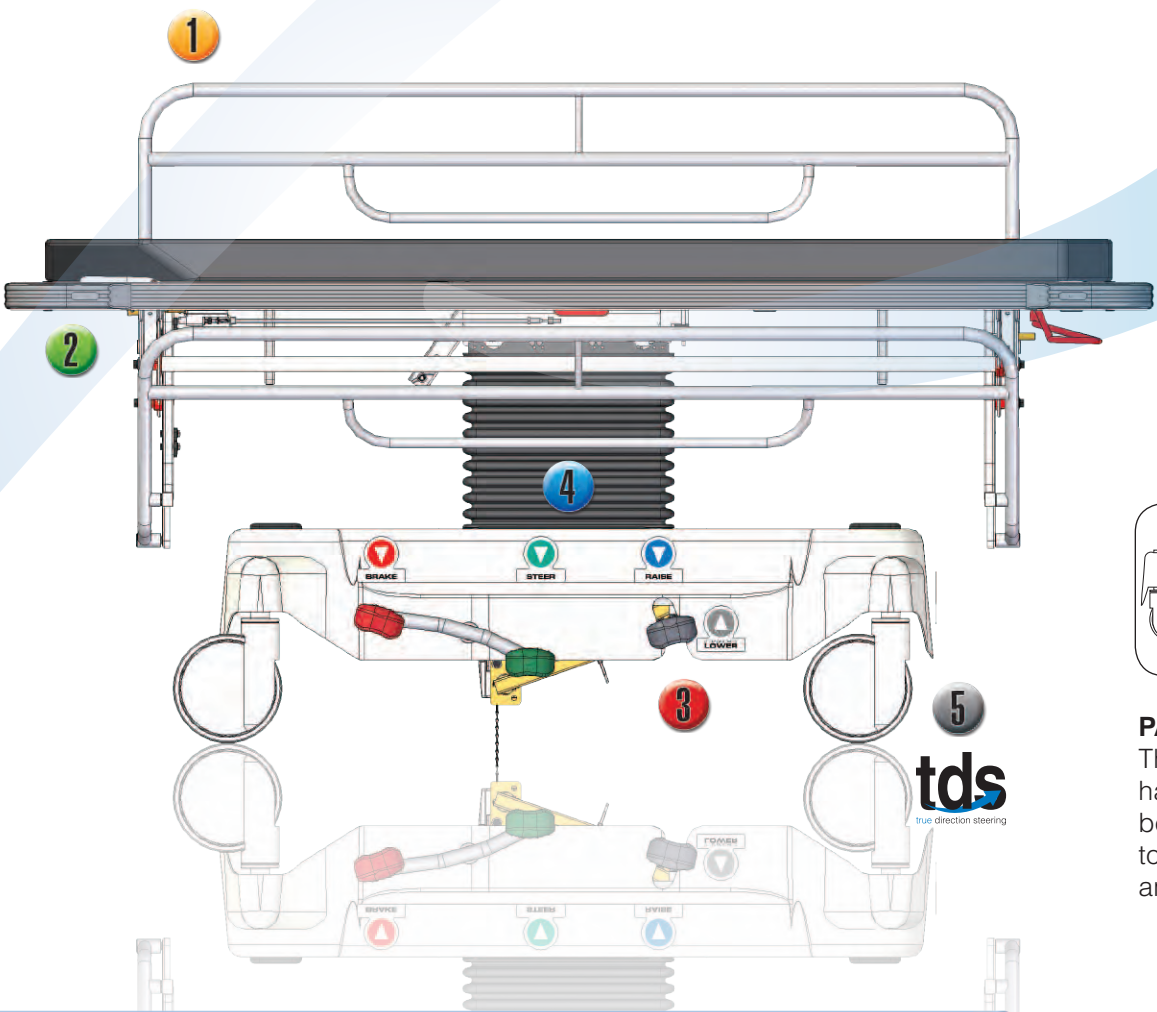
**3 HYDRAULIC HEIGHT ADJUSTMENT FOOT PEDALS:**  
Hydraulic Foot Pedals are located on each side of the stretcher within the patient care zone. Color-coded pedals and function graphics are quickly and easily understood.



**4 CENTER COLUMN SUPPORT:**  
Sturdy steel column with single hydraulic lift cylinder design uses sixteen precision ball-bearings to smoothly raise and lower the patient.



**5 TRUE DIRECTION STEERING (TDS)**  
For improved stretcher control engage the True Direction Steering system. The steer caster located at the patient's right foot end of the stretcher will lock once the steering pedal is applied.



**PATIENT LIFTS:**  
The 5400 Series Stretcher has 57 1/8" H" of clearance between floor and cowling to easily accommodate and utilize patient lifts.

**✓ LATEX-FREE**



**ZERO TRANSFER GAP**  
Tuck-Away side rails allows the caregiver to position the 5400 Series Stretchers flush with the bed for a zero transfer gap and easier patient transfer. No expensive or cumbersome transfer devices are required.


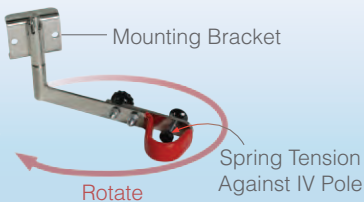
stretcher options



**FOLD DOWN IV POLE**  
Available as an option, the fold down IV pole tucks out of the way when not needed and remains attached to the stretcher when in use.



**IV CADDY**  
Quickly and easily secure an IV pole to a stretcher using Pedigo's IV Caddy. Allows one caregiver to manage the safe transport of the patient, stretcher and IV equipment. Stores under litter top when not in use.



Now as an added protection in the ongoing battle with bacteria, Pedigo offers the option of side rails made from **CuVerro® antimicrobial copper alloy**.

Copper is a natural anti-microbial element and **CuVerro®** is the ONLY solid touch surface material registered by the EPA to continuously kill bacteria<sup>1</sup> that cause infections and pose a risk to human health. Lab tests show 99.9% of bacteria<sup>1</sup> associated with disease and infection, including MRSA<sup>1</sup>, are killed within two hours when in contact with copper. Bacteria will continue to be killed 24 hours a day, week after week, between regular cleanings.







<sup>1</sup> CuVerro® alloys have proven effectiveness on MRSA (Methicillin-Resistant Staphylococcus aureus), Staphylococcus aureus, Enterobacter aerogenes, Pseudomonas aeruginosa, and Escherichia coli 0157:H7. CuVerro is a registered trademark of GBC Metals LLC, d/b/a Olin Brass.



SPECIFICATIONS

Model Number	5110 <sup>N</sup>	5110 <sup>W</sup>
Weight Capacity	500 lbs. (227 kg)	500 lbs. (227 kg)
Overall Length	83" (211 cm)	83" (211 cm)
Overall Width	29.5" (75 cm)	33.5" (85 cm)
Fixed Height Range		
Low	28" (71 cm)	28" (71 cm)
	29" (73 cm)	29" (73cm)
	30" (76 cm)	30" (76 cm)
	31" (79 cm)	31" (79 cm)
High	32" (81 cm)	32" (81 cm)
Litter Positioning		
Fowler Backrest	0°-90°	0°-90°
Trendelenburg	+12°	+12°
Reverse Trendelenburg	-7°	-7°
Patient Surface	77" x 27" (196 x 69 cm)	77" x 31" (196 x 77 cm)
Side Rails	15" x 63 <sup>5</sup> / <sub>8</sub> " (38 x 162 cm)	15" x 63 <sup>5</sup> / <sub>8</sub> " (38 x 162 cm)
Casters	8" (20 cm)	8" (20 cm)
Warranty	1 year parts and labor	1 year parts and labor

OPTIONS


Accessory	N	W	Accessory	N	W	Accessory	N	W
X-Ray Board			IV Pole Options:			Additional Options:		
Full .....	750203	750204	Fixed Height .....	2101	same	Bed Exit Monitor .....	750216	same
Partial .....	750205	750206	Adjustable / Removable ..	5984001	same	Storage Bag Hook .....	750215	same
Mattresses:			Adjustable / Attached.....	750501	750502	Paper Roll Holder .....	5966001	5966003
3" Standard (black) .....	5828002	5831002	Fold Down .....	59175001	same	Quick Release O <sub>2</sub> Holder	750213	same
3" Premium (blue).....	5850002	5852002	IV Pole Caddy .....	59163001	same	O <sub>2</sub> Tank Holder (Vertical)..	5981001	same
4" Standard (black) .....	5829002	5832002	Push/Pull Bar Options:			Head/Foot Extension .....	5996001	same
4" Premium (blue).....	5851002	5853002	Push/Pull Bar (Removable) ..	5985001	5986001	Head/Foot 3" Pad .....	5708001	same
4" Pressure Relief .....	5833002	5834002	Bar Pad .....	5704001	5705001	Stirrups Set .....	59100001	same
5" Premium (blue)†.....	5855002	5856002	Chart Holder .....	5967001	same	Color-Coded Bumper Options:		
† Special order only.			Monitor Tray Board .....	59115001	59116001	Red .....	750401	same
Restraint Straps Options:			(includes chart holder 5967001)			Teal .....	750402	same
Velcro (pair) .....	5903001	same	Knee Flex					
Buckle (pair).....	5904001	same	Hand Crank .....	750201	750202			
Side Rail Options:			Hydraulic .....	750208	750209			
CuVerro® Rails .....	750303	same						
Rail Pad (pair) .....	5716001	same						
								
			Leg Lift			Red		
			Knee Flex			Teal		
			Trauma			Grey (standard)		



stretcher series

# 5110


The full function 5110 Series general transport stretcher provides a versatile yet economical patient transport solution. This is a non-hydraulic adjustable stretcher.




- 1
- RAIL SYSTEM:**  
Easy to wipe clean and disinfect, full length tuck-away side rails allow for easier patient transfer by creating a zero transfer gap. Rails feature a release latch centrally located on either side of the litter top under the patient surface.



- 2
- PNEUMATIC ASSIST FOWLER:**  
Provides additional assistance for the safe and easy raising and lowering of the patient.



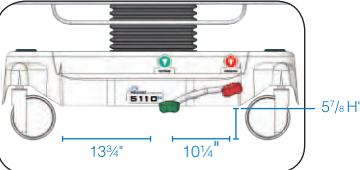
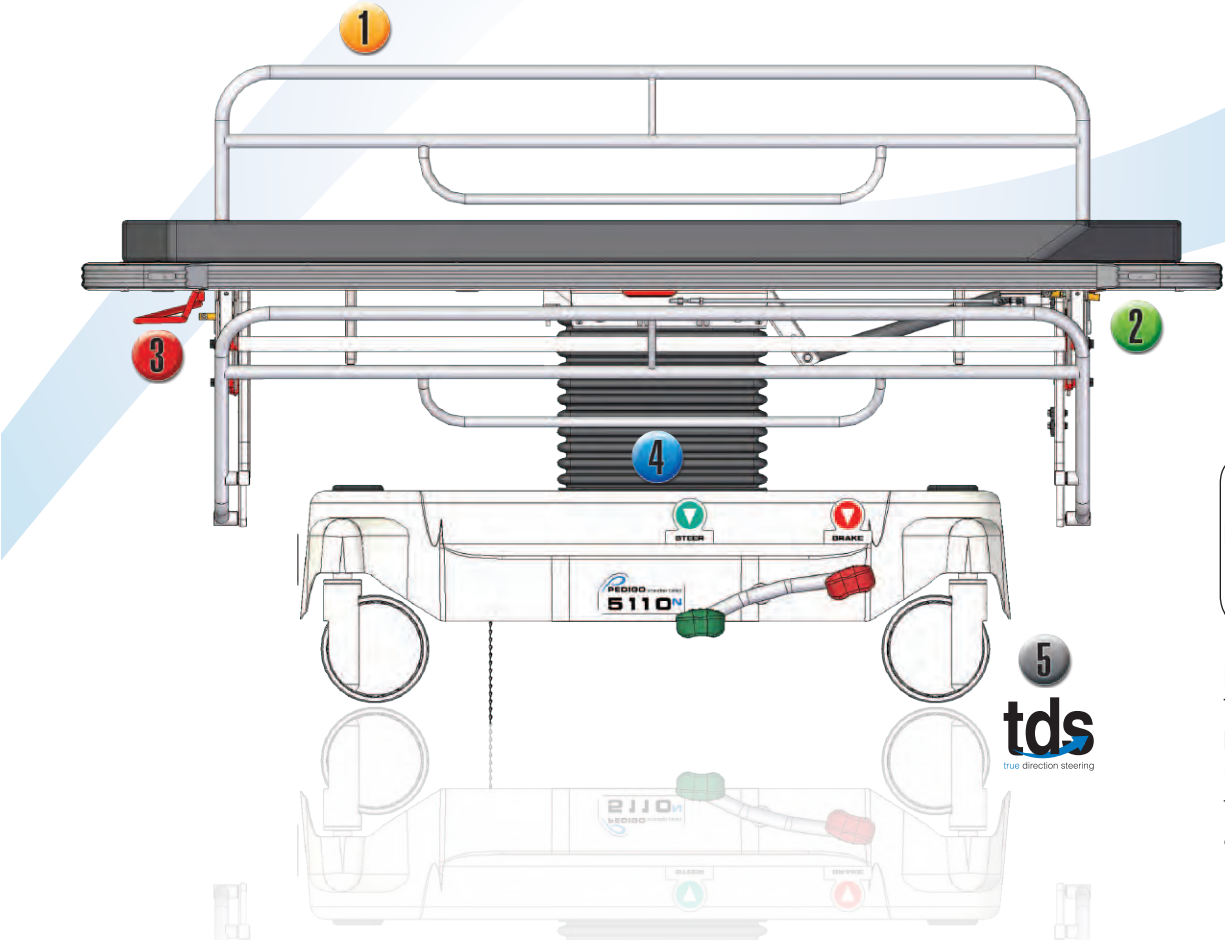
- 3
- TRENDELENBURG:**  
A single pneumatic cylinder assists in placing the litter top in Trendelenburg/ reverse Trendelenburg position.



- 4
- CENTER COLUMN SUPPORT**  
Sturdy steel column design with five fixed litter top height positions to choose from: 28", 29", 30", 31" or 32".



- 5
- TRUE DIRECTION STEERING (TDS)**  
For improved stretcher control engage the True Direction Steering system. The steer caster located at the patient's right foot end of the stretcher will lock once the steering pedal is applied.



**PATIENT LIFTS:**  
The 5110 Series Stretcher has 5 7/8" H" of clearance between floor and cowling to easily accommodate and utilize patient lifts.

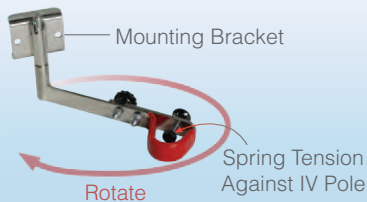
stretcher options



**FOLD DOWN IV POLE**  
Available as an option, the fold down IV pole tucks out of the way when not needed and remains attached to the stretcher when in use.



**IV CADDY**  
Quickly and easily secure an IV pole to a stretcher using Pedigo's IV Caddy. Allows one caregiver to manage the safe transport of the patient, stretcher and IV equipment. Stores under litter top when not in use.



Now as an added protection in the ongoing battle with bacteria, Pedigo offers the option of side rails made from **CuVerro® antimicrobial copper alloy**.

Copper is a natural anti-microbial element and **CuVerro®** is the ONLY solid touch surface material registered by the EPA to continuously kill bacteria<sup>1</sup> that cause infections and pose a risk to human health. Lab tests show 99.9% of bacteria<sup>1</sup> associated with disease and infection, including MRSA<sup>1</sup>, are killed within two hours when in contact with copper. Bacteria will continue to be killed 24 hours a day, week after week, between regular cleanings.

<sup>1</sup> CuVerro® alloys have proven effectiveness on MRSA (Methicillin-Resistant Staphylococcus aureus), Staphylococcus aureus, Enterobacter aerogenes, Pseudomonas aeruginosa, and Escherichia coli 0157:H7. CuVerro is a registered trademark of GBC Metals LLC, d/b/a Olin Brass.

✓ **LATEX-FREE**



**ZERO TRANSFER GAP**  
Tuck-Away side rails allows the caregiver to position the 5110 Series Stretchers flush with the bed for a zero transfer gap and easier patient transfer. No expensive or cumbersome transfer devices are required.



stretcher series

# 7500<sup>NE</sup>

eye | neck | head stretcher

The new 7500<sup>NE</sup> Stretcher is designed specifically for eye, neck and head surgery. Standard features include: center column support, retractable push handles, Quick-release O<sub>2</sub> holder, and Instant Steer (instant steer six wheel steering).

## STANDARD FEATURES

- 750 lbs. weight capacity rating
- Quick-Release O<sub>2</sub> Tank Holder (US Patent 7,865,984 B2)
- Anodized aluminum glide side rails
- Integrated push/pull handles with latch release
- Dual side-mounted hydraulic raise/lower foot pedals
- Single column hydraulic cylinder design
- Pneumatic assist positive and negative Trendelenburg
- Pneumatic assist Fowler backrest
- Knee Flex/Leg Lift - hydraulic
- Brake & Steer foot pedals
- Four corner IV pole receptacles
- Four restraint strap positions
- **IS6** Instant Steer - Six Wheel Steering
- Head Rest Positioning
- 4" Premium mattress
- 8" easy mobility casters
- Latex-free

## OPTIONS

### Factory Installed Options:

#### IV Pole Options:

- Fixed
- Adjustable / Removable
- Adjustable / Attached
- Fold Down
- IV Pole Caddy

#### Restraint Straps Options:

- Velcro
- Buckle

#### Fowler Options:

- Pneumatic
- Electric

#### Additional Options:

- Stirrups with Adapter
- Monitor Tray Board with Chart Holder
- Push/Pull Bar with optional Chart Holder
- Vertical O<sub>2</sub> Tank Holder



## SPECIFICATIONS

Model Number	7500 <sup>NE</sup>
Weight Capacity	750 lbs. (340.2 kg)
Overall Length	88" (223.5 cm)
Overall Width	34" (86.3 cm)
<b>Height Range</b>	
Low	23" (58.4 cm)
High	32.75" (83.2 cm)
<b>Litter Positioning</b>	
Fowler Backrest	0°-90°
Trendelenburg	+12°
Reverse Trendelenburg	-7°
<b>Head Rest Range</b>	
Up	1.5"
Down	1.5"
Total Range	3"
<b>Head Rest Tilt</b>	
Range	+30° - 18°
Patient Surface	82" x 30" (208.2 x 76.2cm)
Side Rails	12.5" x 56" (31.75 x 142.2 cm)
Casters	8" (20.3 cm)
Warranty	1 year parts and labor





stretcher series

# 7500<sup>NE</sup>

eye | neck | head stretcher

**iS6™**  
six wheel steering

✓ **LATEX-FREE**

1

## **RAIL SYSTEM:**

Easy to wipe clean and disinfect in the ongoing battle with germs and bacteria. This 56" anodizing aluminum side rail is infinitely adjustable and can be locked at any height without interfering with the surgical process or patient entry or exit onto stretcher.

2

## **OXYGEN TANK HOLDER:**

Pedigo's ergonomic Quick-Release O<sub>2</sub> Tank Holder is side mounted and conveniently located under the litter to reduce caregiver bending. (US Patent 7,865,984 B2)

3

## **RETRACTABLE PUSH HANDLES:**

Easily extended or retracted push handles by engaging the safety release lock and rotate each handle upward.

4

## **HYDRAULIC FOOT PEDALS:**

Hydraulic Foot Pedals are located on each side of the stretcher within the patient care zone. Pedal function graphics are color-coded for quick and easy recognition.

5

## **INSTANT STEER: iS6™**

Mounted at the head end of the stretcher, the unique foot controlled feature places an additional two wheels on the floor for improved traction and six wheel steering.

6

## **CENTER COLUMN SUPPORT:**

Sturdy solid steel column with single hydraulic cylinder design uses sixteen precision ball-bearings to smoothly raise and lower the patient.



# 500

Pediatric Crib

## Stretcher



PEDIATRIC STRETCHER/CRIB



## Function as Appealing as its Form

For the care of your young patients, Pedigo's 500 Pediatric Crib Stretcher with its full function capabilities represents the standard of excellence in hospital cribs. The aesthetically pleasing design makes it perfect for any facility.

As a pediatric transport stretcher, the 500 rolls easily on 5" oversized casters. Two of the four casters lock to secure the stretcher while a third steering caster may be engaged for increased control and maneuverability.

Optional IV poles allow for bottles or bags to be suspended inside or outside the stretcher area.

The unique rounded corners reduce the overall size of the 500, yet provide the same amount of useful area on the 26½" x 55¾" mattress. An optional

utility shelf located at the base may be used for storing blankets or the child's personal items.

### Total Accessibility

The exclusive two-post support system provides 97% access to the patient by the medical team.

### Fixed Security Top

With the optional translucent security top in position, the 500 becomes a full function pediatric crib. The molded top has an exclusive quick disconnect for fast, easy removal.



Security Top



Windowed Security Top

## Optional Departmental Color Coding

Identify your 500s with the departmental color of your choice on each end.

## A True One-Handed Crib

Dual-action release handle is childproof and easy to operate, even with a child in one arm. Side rails have two-inch bar spacing and a special epoxy finish that is warmer to the touch than chrome.



Crib Security Handle

Squeeze Handle Together

Lift Rail Upward or Downward

For complete containment of the child, simply raise the counter balanced side rails to enclose the crib. Because the rails are counter balanced, there will be no sudden drop when released, preventing injury to the child or provider.

## 500 STANDARD FEATURES

NEW!

- Steer Caster provides increased maneuverability
- 5" casters with central lock and/or steering with controls from two corners
- Trendelenburg/Reverse Trendelenburg
- One handed rail operation
- White powder coat finish
- Unique rounded corners
- Rails with 2" bar spacing
- Two IV pole receptacles
- Full function fowler
- Litter Top: Solid pan
- Color decals: Blue

✓ **LATEX-FREE**



## SPECIFICATIONS


### Model Number

### 500 Stretcher Crib

Patient Surface	26½" x 55¾" (67.3 cm x 141.6 cm)
Overall Length	60" (152.4 cm)
Overall Width	30¼" (76.8 cm)
<b>Height</b>	
Fixed Litter Top	32¼" (81.9 cm)
Top of Crib	59½" (151.1 cm)
With Security Top	74" (188 cm)
<b>Litter Positioning</b>	
Fowler Angles	0°, 15°, 30°, 45°
Trendelenburg	0°, 5°, 10°
Reverse Trendelenburg	-5°
Side Rail Intermediate Stop	13¾ (39.9 cm)
Casters	5" (12.7 cm)
Warranty	One year limited

## OPTIONS

5103001	Utility shelf	5114001	Oxygen tank holder
5104002	Mounting kit for traction adapter and croupette adapter	5116001	IV Pole
5106001	Infusion pump adapter	5116001	Mattress: Foam pad with Staph CHEK™ cover
5107001	Windowed Security top with 6 mounting clips (will accommodate a mist tent)	5117001	Security top, translucent, with 6 mounting clips (will accommodate a mist tent)
5108001	Croupette humidifier adapter (requires 5104002 for mounting)	5119001	Traction adapter, pair (includes mounting kit)
5109002	Crib bumper pad	5817002	Pressure care pad, 4"
		Color decals	<div>Red</div> <div>Green</div> <div>Blue</div>



# 7500 Series Trauma-Transport Stretcher

Pedigo's 7500 Series Trauma-Transport Stretcher allows for the transfer of patients easily and comfortably with a weight capacity rating up to 750 pounds. Superior stability, mobility, and braking capabilities make the 7500 versatile for all your emergency department needs.

Now, as an added protection in the ongoing battle with bacteria, Pedigo offers the option of stretcher rails made from **CuVerro®** antimicrobial copper alloy.



## 1 RAIL SYSTEM

Full length stainless steel side rails offer extended protection for your patient. Features integrated push-pull handles and latch release at all four corners.

### BENEFIT

- Easy to clean and disinfect
- One-handed operation
- Drop down rails with no pinch points to crimp IV lines

## 2 O<sub>2</sub> TANK HOLDER

Pedigo's ergonomic Quick-Release O<sub>2</sub> Tank Holder is side mounted and conveniently located under the litter. (patent pending)

### BENEFIT

- Easily Accessible
- Reduces caregiver bending
- Quickly load or replace tanks

## 3 LIFT CLEARANCE

The 7500 Series Stretcher has 5¾" of clearance between floor and cowling to easily accommodate various patient equipment interface devices.

### BENEFIT

- Accommodates patient lifts
- Accommodates C-Arms
- Accommodates overbed tables

## 4 FOOT PEDALS

Hydraulic Foot Pedals are located on each side of the stretcher featuring clear and easily understood pedal function graphics.

### BENEFIT

- Caregiver able to remain within the patient care zone
- Easily raise and lower litter top

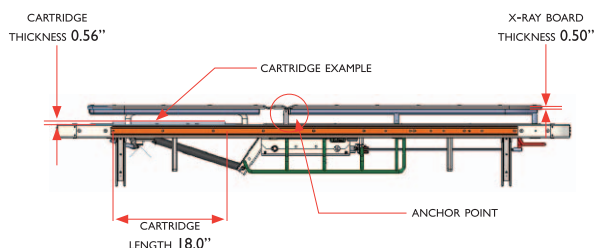
## OPTIONS



### IV CADDY


Quickly and easily secure an IV pole to a stretcher using Pedigo's IV Caddy

- Allows one caregiver to manage the safe transport of the patient, stretcher and IV equipment
- Stores under litter top when not in use



### FULL X-RAY TOP

- 750 lbs. weight capacity
- Constructed of ½" Polypropylene
- Available for both narrow and wide 7500 Series Stretchers
- Full x-ray capability
- Life cycle tested



### CUVERRO®

Copper is a natural anti-microbial element and CuVerro® the only solid touch surface material registered by the EPA to continuously kill bacteria<sup>1</sup> that cause infections and pose a risk to human health.

<sup>1</sup> CuVerro® alloys have proven effectiveness on MRSA (Methicillin-Resistant Staphylococcus aureus), Staphylococcus aureus, Enterobacter aerogenes, Pseudomonas aeruginosa, and Escherichia coli 0157:H7. CuVerro is a registered trademark of GBC Metals LLC, d/b/a Olin Brass.





**IV Pole**  
Fixed height

for use with stretcher series

**5110, 5400, 7500, 7500<sup>NE</sup>**

**Part No.: 2101**



**IV Pole**

Easiloc 7/8" adjustable removable

for use with stretcher series

**5110, 5400, 7500, 7500<sup>NE</sup>**

**Part No.: 5984001**



**IV Pole Adjust**

With storage tube & cable

for use with stretcher series

**5110<sup>N</sup>, 5400<sup>N</sup>, 7500<sup>N</sup>**

**Part No.: 750501**



**IV Pole Adjust**

With storage tube & cable

for use with stretcher series

**5110<sup>W</sup>, 5400<sup>W</sup>, 7500<sup>W</sup>**

**Part No.: 750502**



**IV Pole Adjust**

With storage tube & cable

for use with stretcher series

**7500<sup>NE</sup>**

**Part No.: 750702**



**IV Pole**

Fold Down

for use with stretcher series

**5110, 5400, 7500, \*7500<sup>NE</sup>**

**Part No.: 59175001**

\* foot end only



**IV Pole**

Pediatric Crib

for use with stretcher series

**500**

**Part No.: 5116001**



**IV Caddy**

for use with stretcher series

**5110, 5400, 7500**

**Part No.: 59163001**



**O<sub>2</sub> Tank Holder**

for use with stretcher series

**5110, 5400, 7500, 7500<sup>NE</sup>**

**Part No.: 750213**



**O<sub>2</sub> Holder**

Vertical

for use with stretcher series

**5110, 5400, 7500, 7500<sup>NE</sup>**

**Part No.: 5981001**



**Paper Roll Holder 18"**

(exc. Knee Flex)

for use with stretcher series

**5110, 5400, 7500**

**Part No.: 5966001**



**O<sub>2</sub> Holder**

Pediatric Crib

for use with stretcher series

**500**

**Part No.: 5114001**



**Head/Foot Extension**  
Without Pad

*for use with stretcher series*

**5110, 5400, 7500, \*7500<sup>NE</sup>**

**Part No.: 5996001**

\* Can not be used if stretcher has patient bag hook installed.



**Head/Foot Extension Pad**  
3" Pad

*for use with stretcher series*

**5110, 5400, 7500**

**Part No.: 5708001**



**Push/Pull Bar**  
Removable

*for use with stretcher series*

**5110, 5400, 7500, \*7500<sup>NE</sup>**

**Part No.: 5985001 (narrow)**  
**Part No.: 5986001 (wide)**

\* Can not be used if stretcher has patient bag hook installed.



**Push/Pull Bar Pad**

*for use with stretcher series*

**5110, 5400, 7500, 7500<sup>NE</sup>**

**Part No.: 5704001 (narrow)**  
**Part No.: 5705001 (wide)**



**Siderail Pads**  
Pair

*for use with stretcher series*

**5110, 5400**

**Part No.: 5701002**



**Siderail Pads**  
Pair

*for use with stretcher series*

**7500**

**Part No.: 5716001**



**Surgical Arm Board Pad**  
With Pad

*for use with stretcher series*

**5110, 5400, 7500**

**Part No.: 59121001 (3" Pad)**  
**Part No.: 59122001 (4" Pad)**



**Restraint Straps**  
Pair

*for use with stretcher series*

**5110, 5400, 7500, 7500<sup>NE</sup>**

**Part No.: 5903001 (Velcro)**  
**Part No.: 5904001 (buckle)**



**Stirrups**  
Set

*for use with stretcher series*

**5110, 5400, 7500, 7500<sup>NE</sup>**

**Part No.: 59100001**

*Requires: 5994001*



**Crutch/Stirrup Adapter**  
Pair

*for use with stretcher series*

**5110, 5400, 7500, 7500<sup>NE</sup>**

**Part No.: 5994001**



**Trendelenburg Level Lock**

*for use with stretcher series*

**5110**

**Part No.: 750217**



**Stretcher Scale**

*for use with stretcher series*

**5400, 7500**

**Part No.: 750214**



**Monitor Tray Board w/  
Chart Holder**

*for use with stretcher series*

**5110, 5400, 7500, 7500<sup>NE</sup>**

**Part No.: 59115001 (narrow)**  
**Part No.: 59116001 (wide)**



**Chart Holder**

*for use with stretcher series*

**5110, 5400, 7500, 7500<sup>NE</sup>**

**Part No.: 5967001**  
*Requires: 5985001, 5986001,  
59115001, or 59116001*



**Warning/Exit Monitor**

*for use with stretcher series*

**5110, 5400, 7500**

**Part No.: 750216**





**Siderail Bumper Pads**  
Pediatric Crib

*for use with stretcher series*

**500**

**Part No.: 5109002**



**Utility Shelf**  
Pediatric Crib

*for use with stretcher series*

**500**

**Part No.: 5103001**



**Security Top**  
Translucent Smoke for Crib

*for use with stretcher series*

**500**

**Part No.: 5117001**



**Security Top - Removable**  
Translucent Smoke for Crib

*for use with stretcher series*

**500**

**Part No.: 5107001**  
*Includes 6 mounting clips*



**Storage Bag Hook**

*for use with stretcher series*

**5110, 5400, 7500**

**Part No.: 750215**



**Storage Bag Hook**

*for use with stretcher series*

**7500<sup>NE</sup>**

**Part No.: 750706**



**Battery Charging Station**

*for use with stretcher series*

**7500<sup>NE</sup>**

**Part No.: 750711**



**Battery - Rechargeable**

*for use with stretcher series*

**7500<sup>NE</sup>**

**Part No.: 750720**



**Complete 7 Piece Head & Neck Pad Kit**

*for use with stretcher series*

**7500<sup>NE</sup>**

**Part No.: 750701**



**Surgeon Swivel Wrist Rest**

*for use with stretcher series*

**7500<sup>NE</sup>**

**Part No.: 750709**  
**Part No.: 750709-1** (3" extension)



**Surgeon Wrist Rest**

*for use with stretcher series*

**7500<sup>NE</sup>**

**Part No.: 750703**




**Head Rest Extension**  
With Integrated Push Handle

*for use with stretcher series*

**7500<sup>NE</sup>**

**Part No.: 750704**



**Electric Fowler**

*for use with stretcher series*

**7500<sup>NE</sup>**

**Part No.: 750705**



STRETCHER





Shown with optional accessories



Shown with optional accessories

## P-170

### OVERALL SIZE

78 1/4" L x 28" W x 33" H

### FEATURES

- Designed as a cost efficient transport stretcher
- Heavy-gauge, 1 3/8" O.D. tubular frame
- Continuous heavy rubber bumper
- Convenient hand holds on each corner
- Long-life polyurethane, double ball bearing, 8" swivel casters for quiet movement

## P-171

### OVERALL SIZE


78 1/4" L x 28" W x 33" H

### FEATURES

- Designed as a cost efficient transport stretcher
- Two combination swivel lock and brake lock casters mounted on diagonal corners for easier control
- Heavy-gauge, 1 3/8" O.D. tubular frame
- Continuous heavy rubber bumper
- Convenient hand holds on each corner
- Long-life polyurethane, double ball bearing, 8" swivel casters for quiet movement

## OPTIONAL ACCESSORIES

- 2 1/2" thick black mattress pad with soft vinyl cover
- Combination swivel lock & brake lock casters
- O<sub>2</sub> holder for E-size tank (requires lower shelf)
- IV pole (includes holder and storage tube)
- Stainless steel fowler head rest (0° to 45° range)
- 7 1/2" rolling rubber bumpers
- Restraint straps
- Lower shelf
- Side rails



Stainless Steel Fowler Head Rest




7 1/2" Rolling Bumpers



Swivel Lock & Brake Lock Caster




Restraint Straps



IV Pole



2 1/2" Thick Mattress Pad





Combining design and functionality, the Pedigo **rev•o•lu•tion** closed case cart is ergonomically designed to be lightweight and easy to handle requiring less start-up force than standard case carts and with unique features that make the cart safe and easy to use.

#### **Ergonomic**

- Glass-filled polymer handle system with integrated door catch mechanism
- Polymer handle is cool to the touch after cart washing
- Handle functions as a “top bumper” to protect the cart

#### **Industry First**

- Cart doors feature polycarbonate scratch-resistant windows that allow the staff to determine the status of the cart at a glance
- Aluminum and stainless steel construction
- Ergonomically mounted door latch

#### **The re•volve caster**

- Reduces start-up force by 32%
- Twin precision ball bearing system improves handling and maneuverability
- Caster is proprietary to Pedigo
- Pedal activated swivel lock casters at two diagonal corners
- Maintenance-free and high temp rated to 280°F

#### **Design**

- Integrated body, floor and doors increases overall cart rigidity
- Overall weight of cart reduced by 9 lbs
- Inside floor is sloped 1 degree to the rear of cart to keep fluids
- High temp bumper is mounted directly to the cart body to reduce overall footprint
- Roll-out shelves with two position latch mechanism safely locks the shelf in or out





# rev • o • lu • tion™

*Combining design and functionality*

**PATENT PENDING**

The **rev•o•lu•tion™** closed case cart is ergonomically designed to be lightweight and easy to handle requiring less push/pull force than standard case carts and with unique features that make the cart safe and easy to use.



Handle



Revolve™ Caster

## Industry First

- Cart doors feature polycarbonate scratch-resistant windows that allow the staff to determine the status of the cart at a glance.
- Aluminum and stainless steel construction.
- Ergonomically mounted door latch.

## The **re•volve™** caster

- Reduces push/pull force by 32%.
- Twin precision sealed ball bearings improves handling and maneuverability.
- Pedal activated swivel lock casters at two diagonal corners.
- Glass reinforced engineered thermoplastic - high temp rated to 280°F.
- Maintenance-free.

## Design

- Integrated body, floor and doors increases overall cart rigidity.
- Inside floor is sloped 1 degree to the rear of cart to contain fluids.
- High temp bumper is mounted directly to the cart body to reduce overall footprint.
- Roll-out shelves with two position latch mechanism safely locks the shelf in or out.
- Cart is designed to quickly drain during cart washing to minimize residual water.

## Ergonomic

- Glass-filled polymer handle system with integrated door catch mechanism.
- Polymer handle is cooler to the touch after cart washing.
- Overall weight of cart reduced.



*Cart Models*

**RCC-233**

Overall outside dimensions:

29"W x 27½"D x 58⅞"H

Single door, with scratch and impact resistant clear polycarbonate windows; glass-filled polymer push handles on each end; **re • volve™** 6" diameter, maintenance-free, high-temp, engineered thermoplastic casters, two swivel and two with direction lock.

**RCC-235**

Overall outside dimensions:

36"W x 27½"D x 58⅞"H

Double door, with scratch and impact resistant clear polycarbonate windows; glass-filled polymer push handles on each end; **re • volve™** 6" diameter, maintenance-free, high-temp, engineered thermoplastic casters, two swivel and two with direction lock.

**RCC-242**

Overall outside dimensions:

46¼"W x 27½"D x 41⅞"H

Double door, with scratch and impact resistant clear polycarbonate windows; glass-filled polymer push handles on each end; **re • volve™** 6" diameter, maintenance-free, high-temp, engineered thermoplastic casters, two swivel and two with direction lock.

**RCC-245**

Overall outside dimensions:

46¼"W x 27½"D x 58⅞"H

Double door, with scratch and impact resistant clear polycarbonate windows; glass-filled polymer push handles on each end; **re • volve™** 6" diameter, maintenance-free, high-temp, engineered thermoplastic casters, two swivel and two with direction lock.

**RCC-256-MS**

Overall outside dimensions:

29"W x 27½"D x 41⅞"H

Single door, with scratch and impact resistant clear polycarbonate window; glass-filled polymer push handles on each end; **re • volve™** 6" diameter, maintenance-free, high-temp, engineered thermoplastic casters, two swivel and two with direction lock.

*Shelving Configurations*

**RCC-233-WS**..... Wire shelf, for RCC-233 and RCC-256-MS.

**RCC-233-WSRO** .. Roll-out wire shelf, with (2) position spring loaded shelf lock. Shelf locks in storage and fully extended position for RCC-233 and RCC-256-MS.

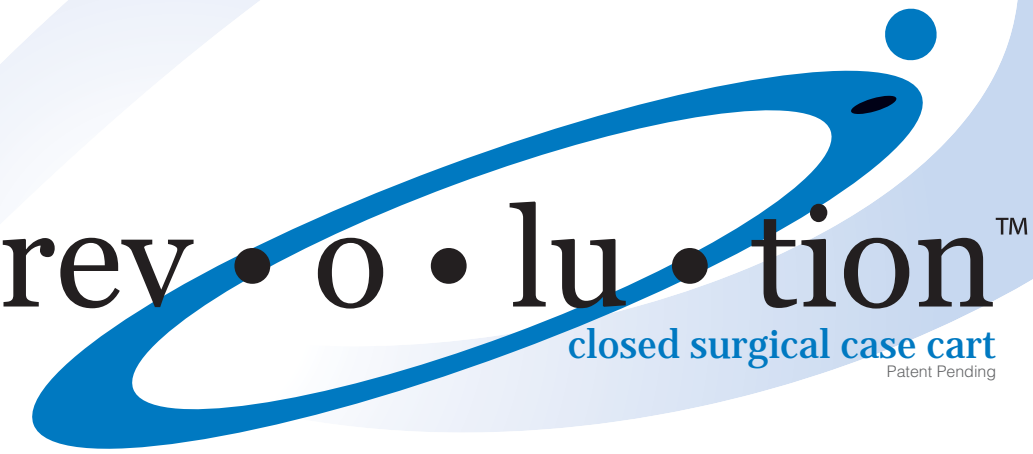

**RCC-235-WS**..... Wire shelf, for RCC-235.

**RCC-235-WSRO** .. Roll-out wire shelf, with (2) position spring loaded shelf lock. Shelf locks in storage and fully extended position, for RCC-235.

**RCC-242-WS**..... Wire shelf, for RCC-242 and RCC-245.

**RCC-242-WSRO** .. Roll-out wire shelf, with (2) position spring loaded shelf lock. Shelf locks in storage and fully extended position, for RCC-242 and RCC-245.

Custom **rev•o•lu•tion™** carts engineered to customer specifications available upon request.








The **rev•o•lu•tion™** closed case cart is ergonomically designed to be lightweight and easy to handle, requiring less push/pull force than standard case carts. Unique features make the cart safe and easy to use.

**The re•volve™ caster**

New maintenance-free **re•volve™** caster is a proprietary component of Pedigo Products, Inc. The caster is made from engineered thermoplastic. Rated to 280° Fahrenheit, this high temp caster features four precision bearings in each caster - *best in the industry*. Twin sets of precision stainless steel sealed ball bearings in the axle and swivel improves cart handling, maneuverability and reduces the overall push/pull force by 32%.



# rev • o • lu • tion™



RCC-242 Inside Clearance Dimensions:  
23½"D x 26¾"H x 37¼"W



RCC-242 Outside Dimensions:  
27½"D x 41½"H x 45½"W (top) / 46¼"W (bottom)

**Industry First**

- Cart doors feature polycarbonate scratch-resistant windows that allow the staff to determine the status of the cart at a glance.
- Aluminum and stainless steel construction.

**Design**


- Integrated body, floor and doors increases overall cart rigidity.
- Inside floor is sloped 1½° to the rear of cart to contain fluids.
- High temp, impact resistant bumper is mounted directly to the cart body to reduce overall footprint.
- Roll-out shelves with two position latch mechanism safely locks the shelf in or out.
- Cart is designed to quickly drain during cart washing to minimize residual water.

**Ergonomic**

- Glass-filled polymer handle system with integrated door catch mechanism.
- Polymer handle is cooler to the touch after cart washing.
- Overall weight of cart reduced.
- Horizontal mounted paddle latches.

**Cool Touch Handles**

Ergonomic, polymer handle is cooler to the touch than stainless steel after emerging from the cart washer. No need for gloves or towels to wrap around hot metal handles. For convenience and ease of access, the glass-filled polymer handle system is integrated with a door catch mechanism.



Handles

Integrated Door Catch

Ergonomic Door Latches  
Mounted horizontally.

Windowed Doors  
Rubber gasket seals windows & interior contents.

Ajustable Door Hinge  
For proper alignment.



2 Position Shelf Lock

Aluminum Powder-Coated Doors  
Custom high-temp, chip resistant powder-coat finish.


**Direction Lock**

Cart features two pedal activated swivel lock casters located at diagonal corners. Direction lock is integrated into the saddle of the caster. This improvement allows for upgrades or caster replacement to take place in the field. Caster is bolt mounted.



re • volve™ caster

Floor Sloped Toward Rear  
1½° slope for containment of fluid.



Bumper

**Shelf Lock**

The new two position, spring loaded arm mechanism securely locks the shelf in the extended or retracted position. With the shelf fixed in the extended position, staff can easily and safely load the cart without movement from the shelf.

**Bumper**

High temp, impact resistant bumper is bolt-mounted directly to the bottom of the cart, creating a smaller overall footprint. The four piece bumper assembly can now be easily replaced in the field with the use of common tools. Reduced footprint is a plus for facilities with limited space.





# sealed case cart



Pedigo is proud to introduce our sealed Surgical Case Carts. These carts provide an added level of protection against dust and debris. Features a full seal around the door perimeter and center stop. Withstands cart wash/dry temperatures and sanitizing detergents.

## OPTIONAL FEATURES

- Security Latch
- Heavy Duty 6" x 2" Casters
- Color Identification Wheel
- Sloped Bottom
- Barcode Plate Holder
- 8½" x 11" Card Holder

### Color Identification Wheel

As an added option, a color ID wheel allows the hospital to identify various case carts for specific applications. This allows for easy identification of completed carts without breaking the tamper proof seal and compromising the contents.



### Sloped Bottom

The 2° slope forces fluids to the back of the cart for fluid containment. The contained fluids will drain out the front of the cart during cart washing.

### Heavy Duty Casters

Optional Stainless Steel 6" diameter casters with a 2" wide wheel. Higher load rating for improved durability. Two Swivel Casters on the pushing end of the cart and two rigid casters on the opposite end.



### Standard Casters

Carts come with 6" diameter swivel chrome casters and a 1¼" wide wheel.



### Sealed Doors

Integrated silicon door seal installed on the interior of the doors, including the seam between the doors. The seal protects the sterile contents inside of the cart from the outside environment.



### Locking Shelves

Optional lock on roll out shelf holds the shelf in either the open or closed position.



### Total Lock Brake

Optional feature recommended for offsite sterile processing. Casters can be locked after carts are loaded onto trucks.





SURGICAL CASE CARTS



CDS-233 shown with optional shelves

## CDS-233

### CABINET SIZE

23"W x 24 1/4"D x 47"H

### OVERALL SIZE

28 5/8"W x 28 5/8"D x 56"H

## CDS-235

### CABINET SIZE

28 1/2"W x 28 1/2"D x 47"H

### OVERALL SIZE

34 1/8"W x 32 3/8"D x 56"H



CDS-242 shown with optional shelf

## CDS-242

### CABINET SIZE

40 1/4"W x 24 1/4"D x 30"H

### OVERALL SIZE

45 7/8"W x 28 5/8"D x 39"H



CDS-245 shown with optional shelves

## CDS-245

### CABINET SIZE

40 1/4"W x 24 1/4"D x 47"H

### OVERALL SIZE

45 7/8"W x 28 5/8"D x 56"H



CDS-256-MS with optional leaf shelf

## CDS-256-MS

### CABINET SIZE

23"W x 24 1/4"D x 30"H

### OVERALL SIZE

28 5/8"W x 28 5/8"D x 39"H

## CDS-256-LD

### CABINET SIZE

23"W x 24 1/4"D x 21"H

### OVERALL SIZE

28 5/8"W x 28 5/8"D x 30"H

## FEATURES

- All carts built to Steril-Gard specifications
- Fully-welded all stainless steel construction
- Sound-proofed tops and doors for quiet operation
- Exterior push handles for better control and more interior space
- One-piece non-marring continuous wrap-around bumper
- Positive lock door latches
- Sealed doors for sterility
- All carts can be manufactured to individual specifications
- Quick delivery

## OPTIONS

### STAINLESS STEEL CASTERS

- Ideal for carts that are cart washed daily
- Large 6" easy rolling casters
- All stainless steel material and bearings for a rust-free caster
- Two lubrication points for ease of maintenance

### WIRE SHELVES

- Electro-polished stainless steel
- Easy to adjust or remove
- 3/16" diameter wire welded to 1/4" diameter wire support rods
- Maximum opening between rods: 1" x 6 1/2"
- Option of roll-out or stationary shelves

### SOLID SHELVES

- Steril-Gard construction
- Easy to adjust or remove
- 18-gauge stainless steel
- Option of roll-out or stationary shelves

For a complete list of optional accessories, please view our "Closed Cart Accessories" brochure.



**Mixed Sources**  
Product group from well-managed  
forests and other controlled sources  
www.fsc.org Cert no. SCS-COC-00971  
© 1996 Forest Stewardship Council







CLOSED CART ACCESSORIES



## WIRE SHELVES

- Electro-polished stainless steel
- Easy to adjust or remove
- $\frac{3}{16}$ " diameter wire welded to  $\frac{1}{4}$ " diameter wire support rods
- Maximum opening between rods:  $1" \times 6\frac{1}{2}"$
- Option of roll-out or stationary shelves



## SOLID SHELVES

- Steril-Gard construction
- Easy to adjust or remove
- 18-gauge stainless steel
- Option of roll-out or stationary shelves



Positive Leaf Lock


## DROP LEAF SHELVES

- Extends top of cart to increase work surface area
- Drain holes at end of leaf
- Features positive leaf lock



## TOTE BOX DRAWERS

- Constructed of impact-resistant high density polyethylene for durability
- Available in 5" or 10" sizes
- Optional short or long tote box dividers available to section drawer into smaller compartments



## TOTE BOX HANGERS

- Stainless steel hangers hold totes below top of the cart
- Attaches to either wire or solid shelving



## CART IDENTIFICATION SYSTEMS

- For easy cart identification
- High-visibility Lexan material
- Cart washable
- Custom labels available upon request

## CARD HOLDER

- Standard card sizes include:
  - 4" x 6"
  - 5" x 7"
  - 8 $\frac{1}{2}$ " x 11"
- Available in any size or orientation to suit individual needs



## EXTERIOR SECURITY LATCH

- Prevents unintentional opening of cart doors
- Available with hole to fit customer provided tamper proof tags



Tamper Proof Tag

## AUTOMATIC COUPLERS

- Cart couplers are available for installation on all closed carts
- Compatible with any major elevator or cart washer with automatic cart pickup system



## STAINLESS STEEL CASTERS

- Ideal for carts that are cart washed daily
- All stainless steel material and bearings for a rust-free caster
- Two lubrication points for ease of maintenance



Stainless Steel Caster

## SWIVEL LOCK

- Used for improved steering
- Recommended for long carts to assist in navigating long corridors.
- Disengage for maneuverability in tight spaces.
- Easy foot operation




Swivel Lock

## BRAKE LOCK

- Prevents cart from rolling
- Easy foot operation



Brake Lock









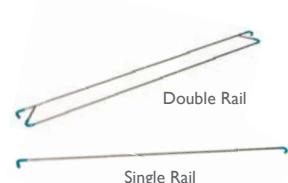
## WIRE SHELVES

- Electro-polished stainless steel
- Easy to adjust or remove
- $\frac{3}{16}$ " diameter wire welded to  $\frac{1}{4}$ " diameter wire support rods
- Maximum opening between rods: 1" x  $6\frac{1}{2}$ "



## SOLID SHELVES

- Steril-Gard construction
- Easy to adjust or remove
- 18-gauge stainless steel



## RETAINING RAILS

- Retaining rails to prevent accidental loss of materials
- Easily attached or removed
- Sound deadening rubber sleeve
- Polished stainless steel ( $\frac{5}{16}$ " diameter)



## SHELF DIVIDERS

- Adjustable
- Stainless steel construction for durability and ease of maintenance
- Available for solid or wire shelves in 6" or 10" height



## 5" TOTE BOX DRAWERS

- Constructed of impact-resistant, high-density polyethylene for durability
- Optional short or long tote box dividers available

## DIMENSIONS:

17 $\frac{3}{4}$ "L x 14 $\frac{1}{2}$ "W x 5 $\frac{1}{8}$ "D

## 10" TOTE BOX DRAWERS

- Constructed of impact-resistant, high-density polyethylene for durability
- Optional short or long tote box dividers available

## DIMENSIONS:

17 $\frac{3}{4}$ "L x 14 $\frac{1}{2}$ "W x 10"D

## TOTE BOX HANGERS

- Hangs below both wire or solid shelving



Tote mounted with hanger

## DISPOSABLE CART COVERS

- Heavy, clear plastic material
- Can serve as a trash bag after completion of the procedure
- Packed on convenient rolls
- Economical, single-use alternative to washable covers



## HEAVY-DUTY COVERS

- Heavy duty, anti-bacterial STAPH-CHEK™ covers protect cart and its cargo
- Flame-resistant
- Clear vinyl front with heavy-duty nylon zippers or Velcro closures
- Washable, easy to maintain



## WIRE BACKS

- Electro-polished stainless steel
- $\frac{3}{16}$ " diameter vertical wires, welded to  $\frac{1}{4}$ " diameter horizontal rods
- Choice of 2" x 3" or 4" x 6" openings



## AUTOMATIC COUPLERS

- Cart couplers are available for installation on all open carts
- Compatible with any major elevator or cart washer with automatic cart pickup system



## STAINLESS STEEL CASTERS

- Ideal for carts that are cart washed daily
- All stainless steel material and bearings for a rust-free caster
- Two lubrication points for ease of maintenance



Stainless Steel Caster

## SWIVEL LOCK

- Used for improved steering
- Recommended for long carts to assist in navigating long corridors.
- Disengage swivel lock for maneuverability in tight spaces
- Easy foot operation



Swivel Lock





MULTI-PURPOSE CARTS

# MULTI-PURPOSE CARTS



shown with optional linen ring

## CDS-153

### CASE CART

#### OVERALL SIZE

36½"W x 26¾"D x 35½"H

#### FEATURES

- Optional linen rings to hold hamper or trash bags
- Linen ring locks in up position and swings down when not in use
- Equipped with rails on all three surfaces
- Adjustable stainless steel center shelf
- Wrap around bumper
- 5" diameter swivel plate casters



Swivel Plate Caster



shown with optional accessories

## CDS-262

### MULTI USE PROCEDURE CART

#### OVERALL SIZE

29⅝"W x 29⅝"D x 62"H

#### FEATURES

- Designed to be used as a surgical or obstetrical case cart.
- Multipurpose cart can also be used as a linen cart or as a clean/dirty utility cart
- May be ordered with optional shelves, wire backs, and other accessories
- Wrap around bumper
- 6" diameter swivel plate casters



Swivel Plate Caster



shown with optional accessories

## CDS-270

### UTILITY CART

#### OVERALL SIZE


50⅝"W x 26⅛"D x 65"H

#### FEATURES

- Designed to be used as a clean/dirty linen cart or as a large utility cart
- May be ordered with optional shelves, wire backs, and other accessories
- Wrap around bumper
- 6" diameter swivel plate casters with diagonally mounted swivel locks



Swivel Plate Caster







UTILITY CARTS



## CDS-140

Light Weight Utility Cart

### OVERALL SIZE

27½"W x 18⅞"D x 40"H

### SHELF WEIGHT CAPACITY

Top 25 lbs.

Middle 25 lbs.

Bottom 50 lbs.

**Maximum Load 100 lbs.**

### FEATURES

- Stainless-steel, Steril-Gard construction
- Lightweight 1" by 16-gauge tubular frame
- Three shelves welded to legs and turned up 1" at the edges
- Outboard stem mounted 4" casters for stability



## CDS-140-B

Light Weight Utility Cart

### OVERALL SIZE

32"W x 21¼"D x 40"H

### SHELF WEIGHT CAPACITY

Top 25 lbs.

Middle 25 lbs.

Bottom 50 lbs.

**Maximum Load 100 lbs.**

### FEATURES

- 5" rolling bumpers to protect walls and door jambs
- Stainless-steel, Steril-Gard construction
- Lightweight 1" by 16-gauge tubular frame
- Three shelves welded to legs and turned up 1" at the edges
- Outboard stem mounted 4" casters for stability



## CDS-145

Utility Cart

### OVERALL SIZE

41½"W x 22"D x 38¼"H

### SHELF WEIGHT CAPACITY

Top 50 lbs.

Middle 50 lbs.

Bottom 100 lbs.

**Maximum Load 200 lbs.**

### FEATURES

- "A-frame" design allows easier access from sides
- Stainless-steel, Steril-Gard construction
- Easy to clean
- Strong, fully welded construction
- Three sides turned up to retain items, front side turned down for easy access

*optional Hand Grips available (CDS-145-HG)*



**NEW!**

## CDS-153-HD

Heavy-Duty Utility Cart

### OVERALL SIZE

39¾"W x 27¾"D x 44⅜"H

### SHELF WEIGHT CAPACITY

Top 250 lbs.

Middle 250 lbs.

Bottom 400 lbs.

**Maximum Load 900 lbs.**

### FEATURES

- Strong, fully welded
- Stainless-steel, Steril-Gard construction
- Easy to clean

*optional brake casters available - contact customer service for details*





DISTRIBUTION CARTS



# DISTRIBUTION CARTS



## FEATURES

- All welded stainless steel construction
- All seams fully welded
- Frame tubing is 1 1/4", 18 gauge stainless steel
- Wrap around bumper mounted away from the frame for easy cleaning
- Shelves adjust every four inches
- Low maintenance
- Solid stainless steel pan bottom with reinforcing channel and sound control strip for added strength and quiet operation



**CDS-147**

### OVERALL SIZE

39 3/8"W x 26 1/8"D x 42 1/8"H

### CDS-147-A

### OVERALL SIZE

39 3/8"W x 26 1/8"D x 54 1/8"H

- Ideal for case cart systems or general floor use
- Shelf size 35 1/4"W x 20 3/8"D
- 5" swivel casters



Swivel Caster



**CDS-148**

### OVERALL SIZE

50 1/16"W x 26 1/8"D x 58"H

- Suitable for general floor service, pharmacy or linen
- Shelf size 46 3/8"W x 20 3/8"D
- 8" plate casters with two diagonally mounted swivel locks



Plate Caster



**CDS-149**

### OVERALL SIZE

60 1/2"W x 26 1/8"D x 66 1/16"H

- Ideal cart for linen distribution, storage and floor nursing stations
- Shelf size 56 1/8"W x 20 3/8"D
- 8" plate casters with two diagonally mounted swivel locks



Plate Caster

## ACCESSORIES



### Two Way Tote Boxes

- 5" deep
- 10" deep



### Adjustable Shelf Dividers

- 6" tall
- 10" tall




### Wire Backs

- 2" x 3" openings
- 4" x 6" openings



### Adjustable Retaining Rods

- Single style
- Double style



### Stainless Steel Shelves

- Wire
- Solid





SUPPLY CARTS



## CDS-152-12

### TOTE BOX CART

#### OVERALL SIZE

36 $\frac{1}{4}$ "W x 24 $\frac{1}{8}$ "D x 45"H

### FEATURES

- Ideal cart for storage of instruments, gloves, sutures, etc.
- All welded stainless steel construction, single piece frame
- Outboard stem-mounted 5" casters for stability
- Wrap around bumper mounted away from the frame allows easy cleaning
- Includes 12 standard 5" deep tote boxes or 6 large 10" tote boxes or any combination of the two sizes



## CDS-152-24

### TOTE BOX CART

#### OVERALL SIZE

51 $\frac{1}{2}$ "W x 24 $\frac{1}{8}$ "D x 57"H

### FEATURES

- All welded stainless steel construction, single piece frame
- Outboard stem-mounted 5" casters with diagonally mounted swivel locks provide stability
- Wrap around bumper mounted away from frame for easy cleaning
- Includes 24 standard 5" deep tote boxes or 12 large 10" deep tote boxes or any combination of the two sizes



*shown with optional accessories*

## CDS-177

### CENTRAL SUPPLY CART

#### OVERALL SIZE

55 $\frac{3}{8}$ "W x 26 $\frac{1}{8}$ "D x 58"H

### FEATURES

- All welded stainless steel construction for one single piece frame
- Outboard plate-mounted 8" casters with diagonally mounted swivel locks provide stability
- Wrap around bumper mounted away from frame for easy cleaning
- Includes seven standard 5" deep tote boxes or up to three large 10" deep tote boxes
- Optional shelves and accessories available to configure the cart to suit individual needs



*shown with optional accessories*

## CDS-178

### CENTRAL SUPPLY CART

#### OVERALL SIZE

66 $\frac{5}{8}$ "W x 26 $\frac{1}{8}$ "D x 69"H

### FEATURES

- All welded stainless steel construction for one single piece frame
- Outboard plate-mounted 8" casters with diagonally mounted swivel locks provide stability
- Wrap around bumper mounted away from frame for easy cleaning
- Includes nine standard 5" deep tote boxes or up to four large 10" deep tote boxes
- Optional shelves and accessories available to configure the cart to suit individual needs







STERILE PROCESSING  
EQUIPMENT



shown with hospital accessories

## CDS-160

### INSTRUMENT CONTAINER WASH CART

#### OVERALL SIZE

49"W x 26"D x 67"H

#### FEATURES

- Stainless steel construction
- Fully cart-washable
- Built to Steril-Gard specifications
- Fully welded frame
- Donut bumpers on legs
- 5" diameter stainless steel swivel casters
- Five stainless steel wire shelves
- Six adjustable container lid dividers



shown with hospital accessories

## CDS-162

### STERILE PROCESSING WASH CART

#### OVERALL SIZE

49"W x 26"D x 66½"H

#### FEATURES

- Stainless steel construction
- Fully cart-washable
- Built to Steril-Gard specifications
- Fully welded frame
- Donut bumpers on legs
- 5" diameter stainless steel swivel casters
- Three stainless steel wire shelves with retaining rods
- Holds instrument containers, tote boxes, and basins



shown with optional accessories

## CDS-3260

### CENTRAL SUPPLY WORK TABLE

#### OVERALL SIZE

60"W x 32"D x 34"H

#### FEATURES


- Stainless steel construction
- Height adjustable floor glides

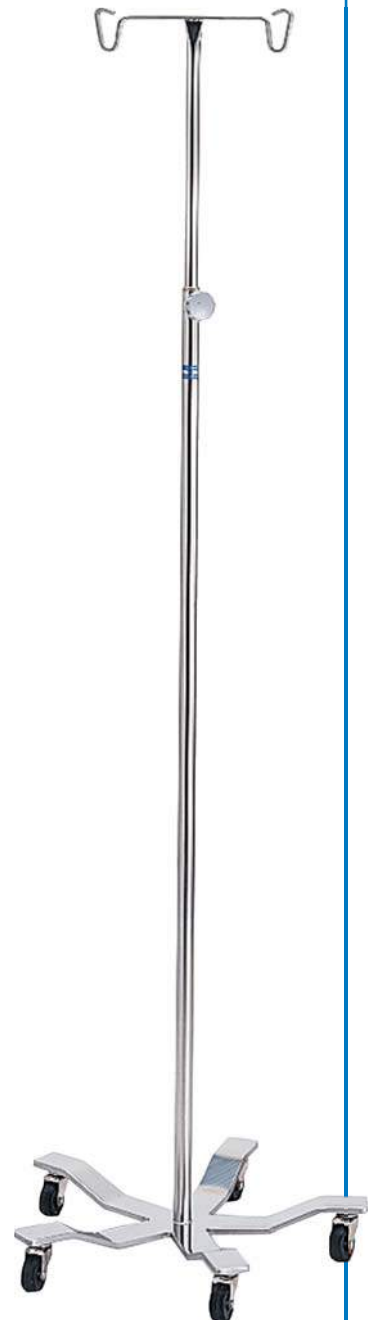
#### OPTIONAL ACCESSORIES

- 4" diameter swivel casters with brakes
- Sterile Wrap hangers measure 56"W x 30½"H
- Full-length lower shelf
- Tote box drawers, 5" or 10" deep; or stainless steel drawers



Caster with brake





IV STANDS



## IV STANDS



### FEATURES

- Heavy, tip-resistant, all welded design
- 2" swivel casters for easy mobility
- 21" base on all stands
- 68" to 116" height adjustment
- Tube: O.D. = 1" I.D. = 3/4"
- Easy to clean surfaces

### P-1072-2 two hook


### P-1072-4 four hook

- Stainless steel
- Hand operated, friction lock height Adjustment
- Four leg base
- 70 lbs. overall weight capacity
- 10 lbs. per hook  
(recommended 30 lbs. max. evenly distributed on top hooks for stability)  
...see Safe Load Capacity

### P-76 two hook

### P-76-4 four hook

- Chrome
- Hand operated, friction lock height Adjustment
- Four leg base
- 70 lbs. overall weight capacity
- 10 lbs. per hook  
(recommended 30 lbs. max. evenly distributed on top hooks for stability)  
...see Safe Load Capacity



19" Caster Center Line



18 1/2" Caster Center Line

### P-1572-2 two hook

### P-1572-4 four hook

- Stainless steel
- Hand operated, friction lock height adjustment
- Five leg base
- 70 lbs. overall weight capacity
- 10 lbs. per hook  
(recommended 30 lbs. max. evenly distributed on top hooks for stability)  
...see Safe Load Capacity

### P-576-2 two hook

### P-576-2 four hook

- Chrome
- Knock down design for shipping
- Five leg base
- 70 lbs. overall weight capacity
- 10 lbs. per hook  
(recommended 30 lbs. max. evenly distributed on top hooks for stability)  
...see Safe Load Capacity

### P-1076-2 two hook


### P-1076-4 four hook

### P-1076-6 six hook

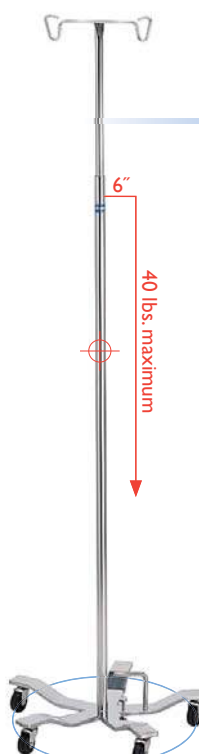
- Stainless steel
- Quick and easy one-hand foot pedal height adjustment
- 70 lbs. overall weight capacity
- 10 lbs. per hook  
(recommended 30 lbs. max. evenly distributed on top hooks for stability)  
...see Safe Load Capacity



Foot pedal height adjustment



19" Caster Center Line



18 1/2" Caster Center Line

### P-1576-2 two hook

### P-1576-4 four hook

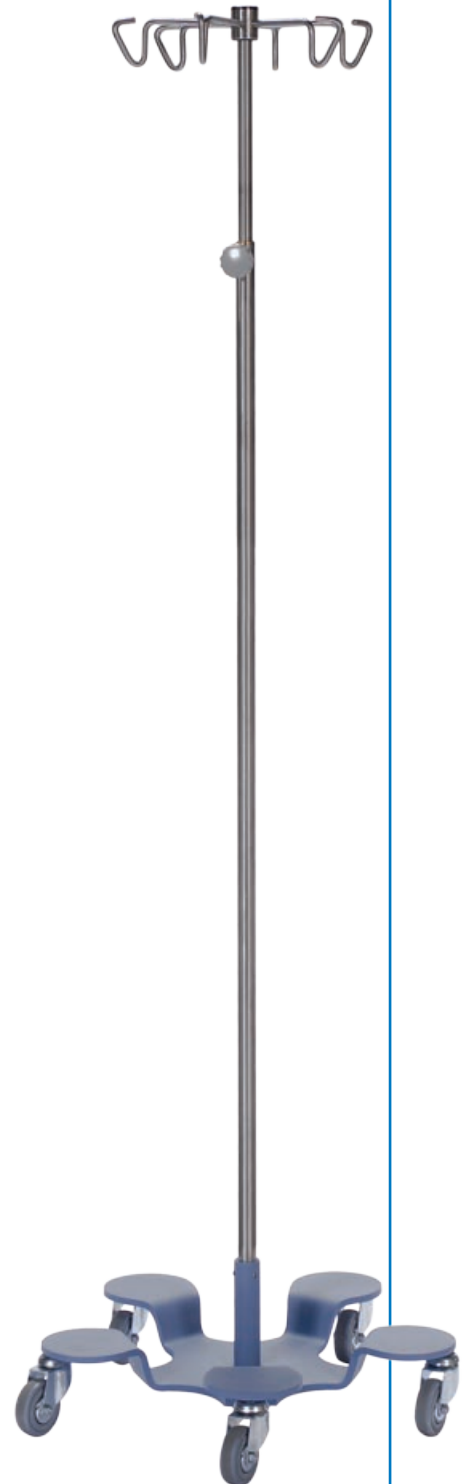
### P-1576-6 six hook

- Stainless steel
- Quick and easy one-hand foot pedal height adjustment
- 70 lbs. overall weight capacity
- 10 lbs. per hook  
(recommended 30 lbs. max. evenly distributed on top hooks for stability)  
...see Safe Load Capacity

### Safe Load Capacity

For stability, a safe load on a Pedigo I.V. pole should not exceed 40 lbs. to one side and needs to be within 6" of base tube center line.





INFUSION PUMP STAND



Pedigo prides itself on quality products manufactured here in the United States and built to last a lifetime.

**The iSTAND™ will last a lifetime!**

## FEATURES

- Accommodates up to six infusion pumps
- Bag Drop Prevention Device  
*allows for controlled descent of pole*
- Stainless steel pole and hooks
- Adjustable height from 69" to 124"  
*highest in the industry!*
- Heavy duty 3" sealed casters
- Extremely durable powder coat finish base
- Pole sleeve welded securely to the base for reinforced stability

**P-1080-6 iSTAND™**



### Pole

Stainless steel resists staining, corrosion and rusting.

### Brass Bushing

Provides smooth operation while reducing galling and wear.



### Infusion Pump Hoop

Pedigo's NEW Infusion Pump Hoop measures 29"H x 19"W and allows for multiple pumps to be installed. Made from one inch stainless steel tubing, the hoop allows for rotational and vertical adjustment.

P-1080-F Infusion Pump Hoop

### Base

Low center of gravity design and 27 lbs. base offers improved stability.

### Footprint - 23"

Small footprint reduces stumbles and falls while patient ambulates.

## ACCESSORIES



### Patient Handle

For easy mobility

P-3301 Stainless Steel  
P-3302-BLK Black

*includes Universal Clamp*



### Wire Basket

P-3201 Large, Stainless  
P-3202 Large, Black  
P-3211 Medium, Stainless  
P-3212 Medium, Black

*includes Universal Clamp*



### Infusion Pump Holder

Multiple pump holder

P-1080-C Infusion Pump Holder

*includes Universal Clamp*



### Foley Hook

Multiple pump holder

P-1080-D Foley Two Hooks  
P-1080-E Foley One Hook

*includes Universal Clamp*



### IV Set Organizer

Also holds secondary bags

P-1080-B Stainless Steel



### Outlet Strip

Hospital grade

P-3401 Six outlet strip

*includes Universal Clamp*



### O<sub>2</sub> Holder

Holds E-size oxygen tanks

P-3601 Stainless Steel

*includes Universal Clamp*



### Universal Clamp

Required for mounting most iSTAND accessories

P-3500 Universal Clamp



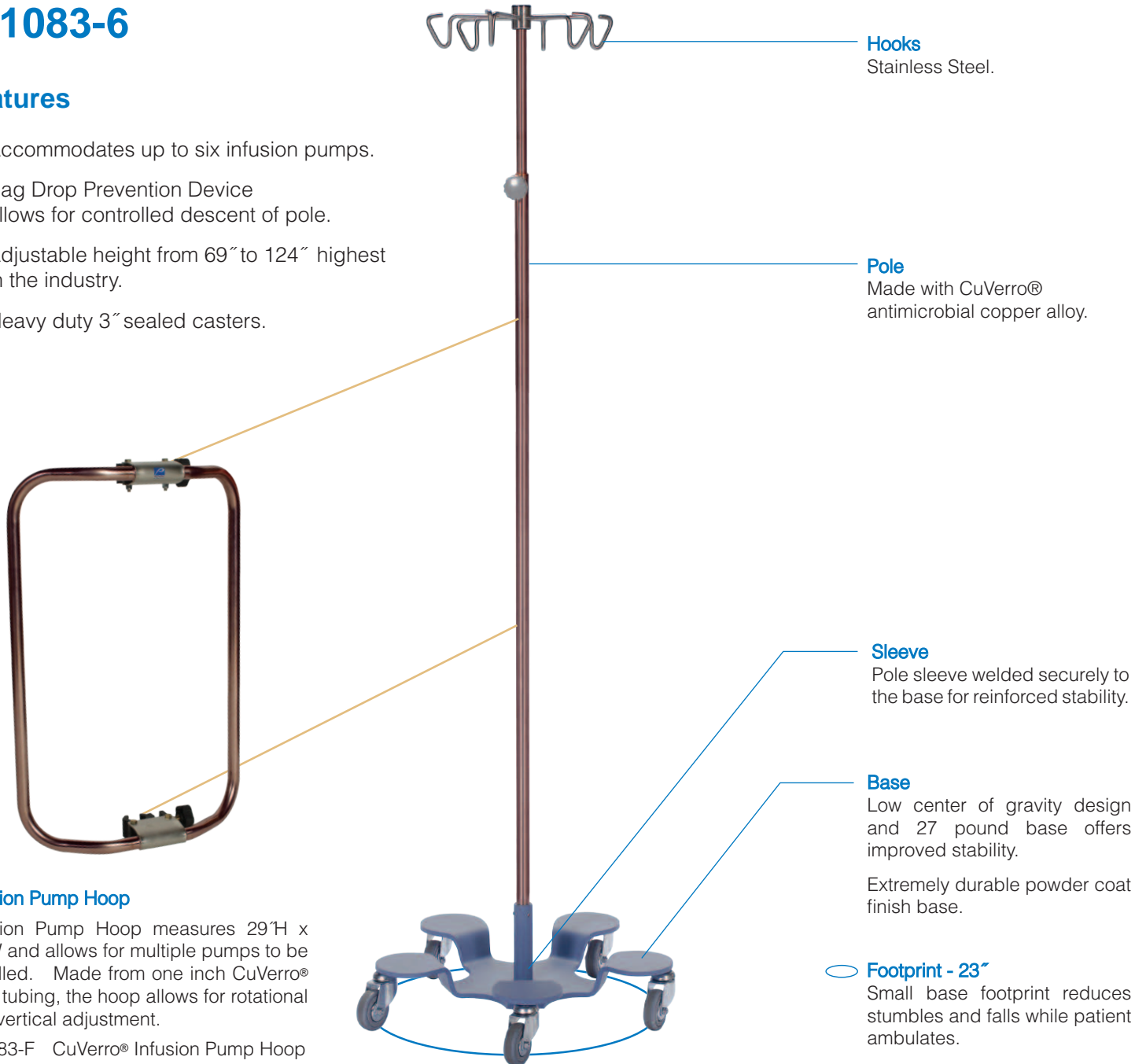
*Accessories above may be adapted to a majority of IV stands by utilizing the Universal Clamp.*



## P-1083-6

### Features

- Accommodates up to six infusion pumps.
- Bag Drop Prevention Device allows for controlled descent of pole.
- Adjustable height from 69" to 124" highest in the industry.
- Heavy duty 3" sealed casters.



### Infusion Pump Hoop

Infusion Pump Hoop measures 29"H x 19"W and allows for multiple pumps to be installed. Made from one inch CuVerro® alloy tubing, the hoop allows for rotational and vertical adjustment.

P-1083-F CuVerro® Infusion Pump Hoop

### Accessories




**Patient Handle**

P-3303 Handle CuVerro



**O<sub>2</sub> Tank Holder / E-size**

P-3601 Stainless Steel



**Hospital Grade Outlet**

P-3401 Six outlet strip



**Infusion Pump Holder**

P-1083-C Multiple Holder



LABOR & DELIVERY

featuring  
**RADIANT HEAT  
TECHNOLOGY**



## P-2010

### BLANKET WARMING CABINET

#### COMPARTMENT SIZE

- 2.3 cubic feet
- 13¼"W x 21½"D x 14"H

#### OVERALL SIZE

16⅞"W x 25⅞"D x 20⅝"H

### FEATURES

- No fans or other moving parts
- No lint traps
- 4 digit LED display
- Temperature adjusts to 200°F
- Optional casters or legs
- Safety coated interior
- 125 VAC



## P-1110-A-SS

### BASSINET STAND WITH DRAWER

#### FRAME SIZE

18⅞"W x 31"D x 37¾"H

#### HEIGHT WITH BASSINET BASKET

41"H

#### OPTIONAL BASSINET BASKET (#53)

16"W x 30¼"D x 9⅝"H

#### OPTIONAL PAD (#54)

12½"W x 26½"D x 1" Thick

### FEATURES

- Design allows close approach from both sides
- Basket can be raised at either end
- 3" double ball bearing swivel casters
- Drawer measures 17"W x 15½"D x 6½"H

Also available with side mounted drawer

Model P-1110-B-SS:

Drawer 21"W x 15¼"D x 3⅜"H



## ST-1833-SS

### PEDIATRIC SCALE TABLE

#### OVERALL SIZE

33"W x 18"D x 35½"H

### FEATURES

- Designed for use with common electronic scales
- Oversize 4" casters for easy movement
- One brake caster for stability



shown with optional drop leaf shelf

## CDS-256-LD

### SURGICAL CASE CART

#### CABINET SIZE

23"W x 24¼"D x 21"H

#### OVERALL SIZE

28⅝"W x 28⅝"D x 30"H

### ACCESSORIES

- Wire shelves
- Solid shelves
- Roll-out shelves
- Drop-leaf shelves
- Card holders
- Stainless steel casters
- 5" and 10" tote boxes





BASSINETS



shown with optional  
bassinet and pad

## P-1110-SS BASSINET STAND WITH DRAWER

### FRAME SIZE

18<sup>1</sup>/<sub>8</sub>"W x 31"L x 37<sup>3</sup>/<sub>4</sub>"H

Height with bassinet basket - 41"H

### P-1110

- Same as P-1110-SS except frame is powder coated steel

### FEATURES

- Design allows close approach from both sides
- Basket can be raised at either end
- 3" double ball bearing swivel casters
- Easy to clean
- Stainless steel construction



shown with optional  
bassinet and pad

## P-1110-A-SS BASSINET STAND WITH DRAWER

### FRAME SIZE

18<sup>1</sup>/<sub>8</sub>"W x 31"D x 37<sup>3</sup>/<sub>4</sub>"H

Height with bassinet basket: 41"H

### P-1110-A

- Same as P-1110-A-SS except frame is powder coated steel

### FEATURES

- End mounted drawer measures: 17"W x 15<sup>1</sup>/<sub>2</sub>"D x 6<sup>1</sup>/<sub>2</sub>"H
- Design allows close approach from both sides
- Basket can be raised at either end
- 3" double ball bearing swivel casters
- Easy to clean
- Stainless steel construction



shown with optional  
bassinet and pad

## P-1110-B-SS BASSINET STAND WITH DRAWER

### FRAME SIZE

18<sup>1</sup>/<sub>8</sub>"W x 31"D x 37<sup>3</sup>/<sub>4</sub>"H

- Height with bassinet basket: 41"H

### FEATURES

- Side mounted drawer measures: 21"W x 15<sup>1</sup>/<sub>4</sub>"D x 3<sup>3</sup>/<sub>8</sub>"H
- Design allows close approach from both sides
- Basket can be raised at either end
- 3" double ball bearing swivel casters
- Easy to clean
- Stainless steel construction



shown with optional  
bassinet and pad

## P-1114-SS BASSINET STAND WITH DRAWERS

### DIMENSIONS

32"W x 20"D x 33"H

Height with bassinet basket: 41"H

### FEATURES

- Design consistent with rooming in techniques
- Two 10" deep tote boxes accessible from either side
- 4" double ball bearing swivel casters
- Easy to clean
- Stainless steel construction



shown with optional  
bassinet and pad

## P-1115-A-SS BASSINET CABINET

### DIMENSIONS

30"L x 17<sup>1</sup>/<sub>2</sub>"W x 35"H

Drawer frame with removable pan

30<sup>1</sup>/<sub>4</sub>"L x 16"W x 9<sup>1</sup>/<sub>2</sub>"H

### P-1115-SS

Same as P-1115-A-SS except without doors

### FEATURES

- Bassinet carriage slides back to allow working area
- Friction lock secures the bassinet in both open and closed positions
- Removable internal shelf, positioned in middle left compartment
- 4" double ball bearing swivel casters
- Easy to clean
- Stainless steel construction

## OPTIONS

### BASSINET BASKET (#53)


Basket measures

16"W x 30<sup>1</sup>/<sub>4</sub>"D x 9<sup>5</sup>/<sub>8</sub>"H

### BASSINET PAD (#54)

Pad measures

12<sup>1</sup>/<sub>2</sub>"W x 26<sup>1</sup>/<sub>2</sub>"D x 1" Thick





*manufacturing lifetime value*



## *features*

Easily add additional storage space with Pedigo wall shelves.

- Stainless steel construction
- Pre-drilled for convenient wall mounting
- Shelves are available in a variety of sizes



**P-624-SS**

15.2cm D x 61cm W



**P-630-SS**

15.2cm D x 76.2cm W



**P-636-SS**

15.2cm D x 91.4cm W



**P-824-SS**

20.3cm D x 261cm W



**P-830-SS**

20.3cm D x 76.2cm W



**P-836-SS**

20.3cm D x 91.4cm W



TEL: 800.822.3501 | 4000 SE Columbia Way Vancouver WA, 98661 USA | FAX: 360.696.1700

Copyright © 2011 Pedigo Products, Inc. All Rights Reserved.





WALL CABINETS

## FEATURES

- Stainless steel cabinetry to maximize storage and space utilization
- Double panel doors with FDA approved polyethylene foam for glass shock resistance
- $\frac{3}{16}$ " tempered glass doors with stainless steel lockable paddle latch
- Radius glass panels for ease of cleaning
- Adjustable stainless steel door hinges
- Stainless steel shelves adjustable in  $\frac{1}{2}$ " increments



Wall Cabinet P-8515 with Sloped Top

## OPTIONS

- Keyed door latch
- Solid doors
- Stainless steel pegboard
- Additional shelves
- Polyvinyl pegboard

## WALL CABINETS WITH GLASS DOORS

Part No.	Dimensions	Shelves	Top
P-8510	25 $\frac{3}{4}$ "W x 13"D x 30"H	2	Flat
P-8515	25 $\frac{3}{4}$ "W x 13"D x 30"H	2	Sloped
P-8530	47"W x 13"D x 30"H	2	Flat
P-8535	47"W x 13"D x 30"H	2	Sloped
P-8610	25 $\frac{3}{4}$ "W x 13"D x 36"H	2	Flat
P-8615	25 $\frac{3}{4}$ "W x 13"D x 36"H	2	Sloped
P-8630	47"W x 13"D x 36"H	2	Flat
P-8635	47"W x 13"D x 36"H	2	Sloped
P-8710	25 $\frac{3}{4}$ "W x 13"D x 48"H	3	Flat
P-8715	25 $\frac{3}{4}$ "W x 13"D x 48"H	3	Sloped
P-8730	47"W x 13"D x 48"H	3	Flat
P-8735	47"W x 13"D x 48"H	3	Sloped

## WALL CABINETS WITH SOLID DOORS

Part No.	Dimensions	Shelves	Top
P-8511	25 $\frac{3}{4}$ "W x 13"D x 30"H	2	Flat
P-8516	25 $\frac{3}{4}$ "W x 13"D x 30"H	2	Sloped
P-8531	47"W x 13"D x 30"H	2	Flat
P-8536	47"W x 13"D x 30"H	2	Sloped
P-8611	25 $\frac{3}{4}$ "W x 13"D x 36"H	2	Flat
P-8616	25 $\frac{3}{4}$ "W x 13"D x 36"H	2	Sloped
P-8631	47"W x 13"D x 36"H	2	Flat
P-8636	47"W x 13"D x 36"H	2	Sloped
P-8711	25 $\frac{3}{4}$ "W x 13"D x 48"H	3	Flat
P-8716	25 $\frac{3}{4}$ "W x 13"D x 48"H	3	Sloped
P-8731	47"W x 13"D x 48"H	2	Flat
P-8736	47"W x 13"D x 48"H	2	Sloped





OPERATING  
ROOM CABINETS





P-8230 Free-standing cabinet

## FEATURES

- Stainless steel cabinetry to maximize storage and space utilization
- Available as free-standing, built-in, or caster base models
- Double panel doors with FDA approved polyethylene foam for glass shock resistance
- $\frac{3}{16}$ " tempered glass doors with stainless steel lockable paddle latch
- Radius glass panels for ease of cleaning
- Adjustable stainless steel door hinges
- Adjustable nylon floor glides for leveling
- Stainless steel shelves adjustable in  $\frac{1}{2}$ " increments
- Adaptable to custom installations



Built-in cabinets with trim bezel

## OPTIONS

- Keyed door latch
- Stainless steel or Polyvinyl pegboard
- Built-in designs
- Trim bezel for built-in applications
- Caster base with locking casters
- Solid doors
- Additional shelves



Sloped top with caster base

## MANY SIZES AND STYLES TO CHOOSE FROM:

Part No.	Dimensions	Shelves	Top
P-8010	25-3/4"W x 18"D x 60"H	3	Flat
P-8015	25-3/4"W x 18"D x 60"H	3	Sloped
P-8020	25-3/4"W x 24"D x 60"H	3	Flat
P-8025	25-3/4"W x 24"D x 60"H	3	Sloped
P-8030	47"W x 18"D x 60"H	3	Flat
P-8035	47"W x 18"D x 60"H	3	Sloped
P-8040	47"W x 24"D x 60"H	3	Flat
P-8045	47"W x 24"D x 60"H	3	Sloped
P-8110	25-3/4"W x 18"D x 72"H	4	Flat
P-8115	25-3/4"W x 18"D x 72"H	4	Sloped
P-8120	25-3/4"W x 24"D x 72"H	4	Flat
P-8125	25-3/4"W x 24"D x 72"H	4	Sloped

Part No.	Dimensions	Shelves	Top
P-8130	47"W x 18"D x 72"H	4	Flat
P-8135	47"W x 18"D x 72"H	4	Sloped
P-8140	47"W x 24"D x 72"H	4	Flat
P-8145	47"W x 24"D x 72"H	4	Sloped
P-8210	25-3/4"W x 18"D x 84"H	5	Flat
P-8215	25-3/4"W x 18"D x 84"H	5	Sloped
P-8220	25-3/4"W x 24"D x 84"H	5	Flat
P-8225	25-3/4"W x 24"D x 84"H	5	Sloped
P-8230	47"W x 18"D x 84"H	5	Flat
P-8235	47"W x 18"D x 84"H	5	Sloped
P-8240	47"W x 24"D x 84"H	5	Flat
P-8245	47"W x 24"D x 84"H	5	Sloped





ANESTHESIA AND  
TREATMENT CABINETS



## P-1100-SS

### ANESTHETIST TABLE WITH DRAWER

**OVERALL SIZE:** 21<sup>3</sup>/<sub>8</sub>" W x 14" D x 34<sup>1</sup>/<sub>4</sub>" H

**TRAYS:** 12<sup>5</sup>/<sub>8</sub>" W x 5<sup>5</sup>/<sub>8</sub>" D x 19<sup>5</sup>/<sub>8</sub>" H

**DRAWER:** 15<sup>3</sup>/<sub>8</sub>" W x 12<sup>1</sup>/<sub>2</sub>" D x 3<sup>1</sup>/<sub>4</sub>" H

### P-1101-SS

Same as P-1100-SS without drawer

### FEATURES

- Ideal cart for storage of instruments, gloves, sutures, etc.
- Two removable stainless steel trays
- Towel bar and two mask hooks
- All welded and polished stainless steel construction
- 2" double ball bearing swivel casters



## P-1105-SS

### ANESTHETIST CABINET WITH DRAWERS

**OVERALL SIZE:** 19<sup>1</sup>/<sub>8</sub>" W x 15<sup>5</sup>/<sub>8</sub>" D x 33<sup>3</sup>/<sub>8</sub>" H

**UPPER 3 DRAWERS:** 13<sup>1</sup>/<sub>2</sub>" W x 12" D x 3<sup>1</sup>/<sub>2</sub>" H

**BOTTOM DRAWER:** 13<sup>1</sup>/<sub>2</sub>" W x 12" D x 7" H

### FEATURES

- Versatile anesthetist cabinet provides extra storage space
- Full extending drawer hangers
- Removable 12<sup>5</sup>/<sub>8</sub>" x 19<sup>1</sup>/<sub>8</sub>" stainless steel tray
- All welded & polished stainless steel construction
- 3" double ball bearing swivel casters



## P-5090

### SMALL TREATMENT CABINET

**OVERALL SIZE:** 16" W x 20" D x 33" H

**DRAWER:** 13<sup>1</sup>/<sub>2</sub>" W x 12" D x 3<sup>1</sup>/<sub>2</sub>" H

### FEATURES

- Solid stainless steel retaining rail
- Internal shelf for optimal storage
- Optional locking rod
- All welded and polished stainless steel construction
- 2" double ball bearing swivel casters



## P-5091

### LARGE TREATMENT CABINET

**OVERALL SIZE:** 28" W x 18" D x 33" H

**TOP DRAWER:** 21<sup>1</sup>/<sub>4</sub>" W x 16" D x 3<sup>1</sup>/<sub>4</sub>" H

**BOTTOM DRAWER:** 21<sup>1</sup>/<sub>4</sub>" W x 16" D x 5<sup>3</sup>/<sub>8</sub>" H

### FEATURES

- Solid stainless steel retaining rail
- Internal shelf for optimal storage
- Optional locking rod
- All welded and polished stainless steel construction
- 2" double ball bearing swivel casters



## P-7202

### CARDIAC AND ANESTHETIST CABINET

**OVERALL SIZE:** 28" W x 18" D x 33" H

**TOP DRAWER:** 21<sup>1</sup>/<sub>4</sub>" W x 16" D x 3<sup>1</sup>/<sub>4</sub>" H

**BOTTOM DRAWER:** 21<sup>1</sup>/<sub>4</sub>" W x 16" D x 5<sup>3</sup>/<sub>8</sub>" H

### P-7202-C

Same as P-7202 with complete accessory package


### OPTIONAL ACCESSORIES FOR P-7202

- O2 holder (holds 2 E-size tanks)
- I.V. rod
- Electrical outlet with 25' cord
- Push handle
- Cabinet locking rod

### FEATURES

- Designed for cardiac and other emergency uses or as a large anesthetist cabinet
- Provides space for instruments, vials, and other necessary equipment
- All welded and polished stainless steel construction
- 4" double ball bearing swivel casters

shown with optional accessories





LINEN HAMPERS



# PEDIGO<sup>®</sup> LINEN HAMPERS

Pedigo's newly designed linen hampers come standard with Quiet-Close™ lid dampener for improved safety and added control of airborne bacteria and odors.

Linen hampers are constructed of heavy gauge steel and feature a triangular shape for efficient use of space. Double ball bearing 3" swivel casters make for easy mobility. Strong, heavy-gauge shelf keeps bag from touching floor and simplifies bag removal.



P-120-L and P-121-L



P-1120-L-SS and P-1121-L-SS



P-120 and P-121



P-1120-SS and P-1121-SS

## P-120-L

with Quiet-Close™ Lid

### Dimensions

32"H with a 57¼" perimeter

- Powder coated steel
- Foot operated
- Accommodates 18" bags

## P-1120-L-SS

with Quiet-Close™ Lid

### Dimensions

32"H with a 57¼" perimeter

- Stainless steel
- Includes rolling bumpers
- Foot operated
- Accommodates 18" bags

## P-120

open linen hamper

### Dimensions

32"H with a 57¼" perimeter

- Powder coated steel
- Accommodates 18" bags

## P-1120-SS

open linen hamper

### Dimensions

32"H with a 57¼" perimeter

- Stainless steel
- Rolling bumpers
- Accommodates 18" bags

## P-121-L

with Quiet-Close™ Lid

### Dimensions

35"H with a 78¼" perimeter

- Powder coated steel
- Foot operated
- Accommodates 25" bags

## P-1121-L-SS

with Quiet-Close™ Lid

### Dimensions

35"H with a 78⅝" perimeter

- Stainless steel
- Includes rolling bumpers
- Foot operated
- Accommodates 25" bags

## P-121

open linen hamper

### Dimensions

35"H with a 78⅝" perimeter

- Powder coated steel
- Accommodates 25" bags

## P-1121-SS

open linen hamper

### Dimensions

35"H with a 78⅝" perimeter

- Stainless steel
- Includes rolling bumpers
- Accommodates 25" bags

## Quiet-Close™ Lid Damper

Pedigo's Quiet-Close™ hydraulic lid dampener slows the closure of the lid reducing the spread of bacteria and protects fingers and hands from being pinched.

- Foot operated
- Quiet operation
- Eliminates slamming
- Tested for 50,000 cycles



25" Bag Hamper Opening



18" Bag Hamper Opening



\* approximately the size of a basketball





BASIN STANDS &  
KICK BUCKETS

## BASIN STANDS



P-78 chrome basin stand

### single basin stand

#### P-78

Chrome

14"D x 14"W x 34"H

- One removable 13 1/4" diameter, 7 quart stainless steel basin
- Stainless steel construction

#### P-1078-SS

Stainless steel

14"D x 14"W x 34"H

### FEATURES

- Elevated ring basin bracket
- Open frame design allows access from all sides
- 2" diameter double ball bearing swivel casters
- Mobile and easy to clean



P-78 chrome basin stand

### single basin stand with shelf

#### P-1078-WIS-SS

Stainless steel

14"D x 14"W x 34"H

- One removable 13 1/4" diameter, 7 quart stainless steel basin
- Stainless steel construction

### double basin stand with shelf

#### P-1079-WIS-SS

Stainless steel

14"D x 28"W x 34"H



P-79 chrome basin stand

### double basin stand

#### P-79

Chrome

14"D x 28"W x 34"H

- Two removable 13 1/4" diameter, 7 quart stainless steel basin
- Stainless steel construction

### double basin stand

#### P-1079-SS

Stainless steel

14"D x 28"W x 34"H

## KICK BUCKETS



### kick bucket

#### P-1020-SS

Stainless steel

Overall size

13 1/2" diameter x 14"H

- Removable 12 quart, stainless steel basin

### FEATURES

- Balanced, tip-resistant
- Electro-polished, stainless steel frame
- Perimeter bumper to protect walls
- 2" swivel casters for easy mobility



### sponge receptacle


#### P-1025-SS

Stainless steel

Overall size

6 1/4" diameter x 8"H

- Removable 8 1/2 quart, stainless steel basin





MAYO STANDS





**50**  
weight capacity  
evenly distributed

## P-1065-SS Foot Operated

- Removable, extra large, 20" x 25" stainless steel tray for easy cleaning
- Convenient foot-pedal operated lock adjusts height from 36" to 62"
- Base designed to move under low clearance equipment with maximum stability
- All welded stainless steel construction
- 2" double ball bearing swivel casters



**50**  
weight capacity  
evenly distributed

## P-1066-SS Mayo Stand

- Removable 16 1/4" x 21 1/4" stainless steel tray on stainless steel frame
- Convenient foot-pedal operated lock adjusts height from 36" to 62"
- Base designed to move under low clearance equipment with maximum stability
- All welded stainless steel construction
- 2" double ball bearing swivel casters



**30**  
weight capacity  
evenly distributed

## P-1069-SS Foot Operated

- Removable, large, 16 1/4" x 21 1/4" stainless steel tray for easy cleaning
- Convenient foot-pedal operated lock adjusts height from 36" to 62"
- Three leg base design for increased mobility
- All welded stainless steel construction
- 2" double ball bearing swivel casters

## P-1068-SS Foot Operated

Tray Dimensions 12 5/8" x 19 1/8"

## P-1068-A-SS Hand Operated

Tray Dimensions 12 5/8" x 19 1/8"

## P-1066-A-SS Hand Operated

Tray Dimensions 16 1/4" x 21 1/4"

- Adjust height from 32" to 53" - friction lock

## P-1069-A-SS Hand Operated

Tray Dimensions 16 1/4" x 21 1/4"



## P-65 Medical Tray Unit

- Removable 19-1/8" L x 12-5/8" W stainless steel tray on chrome plated frame
- Hand operated, friction lock adjusts height from 30" to 40"
- 2" double ball bearing swivel casters

## P-66 Mayo Stand

- Removable 19-1/8" L x 12-5/8" W stainless steel tray on powder-coated frame
- Hand operated, friction lock adjusts height from 32" to 53"
- 2" double ball bearing swivel casters



**40**  
weight capacity  
evenly distributed

**40**  
weight capacity  
evenly distributed





# ERGO

Task Chair



SEATING



## P-521-GS

- 14" cushioned seat with back
- 23½" diameter aluminum base
- Pneumatic height adjustment
- 2" dual wheel casters
- 19" to 24" height adjustment



## P-526-GS

- 14" round cushioned seat
- 23½" diameter aluminum base
- Pneumatic height adjustment
- 2" dual wheel casters
- 19½" to 24" height adjustment



## P-536

- 14" round cushioned seat
- 21½" diameter chrome base
- Screw shaft height adjustment
- Easy rolling 2½" casters
- 16" to 26" height adjustment



## P-536-GS

- 14" cushioned seat
- 21½" diameter chrome base
- Pneumatic height adjustment
- Easy rolling 2½" casters
- 18" to 23" height adjustment



## P-551

- 16" x 17" contoured seat
- Adjustable back support
- Screw shaft height adjustment
- Easy rolling 2½" casters
- 18" to 23" height adjustment



## P-551-GS

- 16" x 17" contoured seat
- Adjustable back support
- Pneumatic height adjustment
- Easy rolling 2½" casters
- 18½" to 23" height adjustment



## P-555-GS

- 16" x 17" contoured seat
- Adjustable back support
- Pneumatic height adjustment
- Easy rolling 2½" casters
- 24½" to 32" height adjustment

All Pedigo seating  
has a weight capacity  
rating of 300 lbs.

## STAINLESS STEEL



**P-1037-SS**

- 14" round stainless steel contoured seat
- Height adjustment from 20" to 34"
- Rubber floor tips



**P-1038-SS**

- 14" round cushioned seat
- Height adjustment from 21" to 35"
- Rubber floor tips



**P-1039-SS**

- Upholstered spring back
- 14" round cushioned seat
- Height adjustment from 21" to 35"
- Rubber floor tips



**P-1040-SS**

- Upholstered spring back
- Cushioned square seat measures 14" x 15"
- Height adjustment from 25" to 38"
- 3" double ball bearing swivel casters

**P-1037-WIC-SS**

- 2" double ball bearing swivel casters
- Height adjustment from 22<sup>3</sup>/<sub>4</sub>" to 36<sup>3</sup>/<sub>4</sub>"

**P-1038-WIC**

- 2" double ball bearing swivel casters
- Height adjustment from 23<sup>3</sup>/<sub>4</sub>" to 37<sup>3</sup>/<sub>4</sub>"

**P-1039-WIC**

- 2" double ball bearing swivel casters
- 23<sup>3</sup>/<sub>4</sub>" to 37<sup>3</sup>/<sub>4</sub>" height adjustment

## FOOT-OPERATED

**P-527-GS**

- Pneumatic height adjustment
- Adjustable back support
- 14<sup>1</sup>/<sub>2</sub>" round fully padded seat
- 19<sup>1</sup>/<sub>2</sub>" to 24<sup>1</sup>/<sub>2</sub>" height adjustment
- 23<sup>1</sup>/<sub>2</sub>" diameter aluminum base
- Five-casters



**P-528-GS**

- Pneumatic height adjustment
- 14<sup>1</sup>/<sub>2</sub>" round fully padded seat
- 19<sup>1</sup>/<sub>2</sub>" to 24<sup>1</sup>/<sub>2</sub>" height adjustment
- 23<sup>1</sup>/<sub>2</sub>" diameter aluminum base
- Five-casters



### PEDIGO<sup>®</sup> Royal



Environment friendly, Pedigo Royal upholstery is Latex-free, PVC-free, California TB-117 and TB-133 approved.



### PEDIGO<sup>®</sup> Classic



Cost effective, durable, vinyl based fabrics. Pedigo Classic upholstery is California TB-117 approved.



Above color samples are representations of upholstery materials. Actual colors may vary slightly. Material samples available upon request. You may also view color samples on our website at [www.pedigo-usa.com](http://www.pedigo-usa.com).



## P-35

- 14" cushioned seat
- Easy rolling 2" casters
- Friction lock height adjustment

## P-36

- Screw shaft height adjustment of 17" to 27"

## P-38

- 14" cushioned seat
- Screw shaft height adjustment of 21" to 35"
- Rubber floor tips

## P-38-WIC

- 2" double ball bearing swivel casters
- Screw shaft height adjustment of 23<sup>3</sup>/<sub>4</sub>" to 37<sup>3</sup>/<sub>4</sub>"

## P-39

- Upholstered spring back
- 14" round cushioned seat
- Screw shaft height adjustment of 23<sup>3</sup>/<sub>4</sub>" to 37<sup>3</sup>/<sub>4</sub>"
- Rubber floor tips

## P-39-WIC

- 2" double ball bearing swivel casters
- Screw shaft height adjustment of 23<sup>3</sup>/<sub>4</sub>" to 37<sup>3</sup>/<sub>4</sub>"

## P-50

- Friction lock height adjustment of 17" to 27"
- Upholstered spring back
- 14" x 15" square cushioned seat

## P-51

- Screw shaft height adjustment of 17" to 27"

## P-50-R

- Friction lock height adjustment of 17" to 27"
- Upholstered spring back
- 14" round cushioned seat

## P-51-R

- Screw shaft height adjustment of 17" to 27"

## P-55 LAB STOOL

- Upholstered spring back
- 14" x 15" square cushioned seat
- Screw shaft height adjustment of 22" to 35"



# ERGO TASK CHAIR

## PEDIGO PROUDLY INTRODUCES

Our **NEW** ergonomically designed task chairs, the T-580, T-581 and T-582. All chairs feature pneumatic height adjustment, dual wheel casters, 5-star base, 300 lbs. weight capacity rating, integrated lumbar support, and independent backrest/seat pan height tilt controls.

✓ **LATEX-FREE**

✓ **PVC-FREE**



All task chair upholstery and plastic components meet California TB-117 and TB-133 flammability standards.



All task chair components meet the testing criteria for the American National Standard for Office Furnishings (ANSI/BIFMA X5.1-2002).

**NEW!**



### T-580

- Adjustable arm rests
- 18" x 18½" contoured cushioned seat
- Pneumatic height adjustment of 17½" to 23¼"
- Easy rolling 2" casters
- 25" diameter footprint

### T-581

- 18" x 18½" contoured cushioned seat
- Pneumatic height adjustment of 17½" to 23¼"
- Easy rolling 2" casters
- 25" diameter footprint

### T-582

- 18" x 18½" contoured cushioned seat
- Pneumatic height adjustment of 17½" to 23¼"
- Easy rolling 2" casters
- 23" diameter footprint



# HYDRAULIC SURGEON CHAIR

Hydraulic Surgeon Chairs are ideal for surgery, anesthesiology, ENT and reconstructive procedures. Engineered and constructed using our STERIL-GARD philosophy. STERIL-GARD is the concept and process of manufacturing products to minimize or eliminate any areas where dirt, fluid and bacterial debris can become entrapped. Therefore all Pedigo products are easier to clean, longer lasting, and most importantly - *reduce the transmission of bacteria*.

## P-7000

- Foot-operated hydraulic height adjustment
- Single pedal height adjustment of 20" to 28"
- Specially contoured seat for added comfort
- Sensafoam body contouring seat and back
- Seat features tilt adjustment and backrest
- Height adjustable and articulating arm/wrist rests
- 21" diameter base with high grade 3" casters
- Chrome-plated 6-caster base
- Three locking casters



Locking Casters

## P-6000

- Foot-operated hydraulic height adjustment
- Single pedal height adjustment from 20" to 28"
- Cushioned 16" diameter seat
- Seat features tilt adjustment and backrest
- 21" diameter base
- Powder-coated 5 caster base
- High grade 3" casters
- Three locking casters

P-6000 shown  
without back rest



### P-6000 OPTIONS

- Procedure Rest (Part No. P-6000-PR)
- Arm Rests (Part No. P-6000-D)



Procedure Rest



Arm Rests

## P-6000 with Procedure Rest

- Rotates a full 360 degrees
- Upholstered for comfort
- Special density foam provides comfort and support during long procedures
- Cushioned 16" diameter seat
- Height adjustment from 20" to 28"



Part No. P-6000-PR and P-6000

\* Seat tilt not available with procedure rest

## P-526 with Procedure Rest

- Rotates a full 360 degrees
- Upholstered for comfort
- Special density foam provides comfort and support during long procedures
- 14½" round fully padded seat
- Height adjustment from 19¼" to 24¼"



Part No. P-526-PR and P-526-GS

**NEW!**

# ERGO Task Chair



**PEDIGO** proudly introduces our **NEW ergonomically designed task chairs**, the T-580, T-581 and T-582. All chairs feature pneumatic height adjustment, dual wheel casters, 5-star base, integrated lumbar support and independent backrest/seat pan height tilt controls.

**T-580** Ergo Task Chair - Includes Arm Rests

**T-581** Ergo Task Chair - No Arm Rests

**T-582** Ergo Task Chair - No Arm Rests and a 23" Footprint



Northwest  
Winterstone

Pacific  
Mist

Heron  
Blue

Cascade  
Slate

Steelhead  
Red

Columbia  
Spruce

Obsidian  
Black



**T-580**

(shown in Pacific Mist)



All task chair upholstery and plastic components meet California TB-117 and TB-133 flammability standards



All task chair upholstery.



All task chair components meet ANSI/BIFMA X5.1-2002 testing criteria.



All task chair upholstery.



Proudly made in the USA.



25" Footprint





Pedigo proudly introduces our **NEW ergonomically designed anesthesia chair** the T-583. This chair features pneumatic height adjustment, dual wheel casters, 5-star base, integrated lumbar support and independent backrest/seat pan height tilt controls.

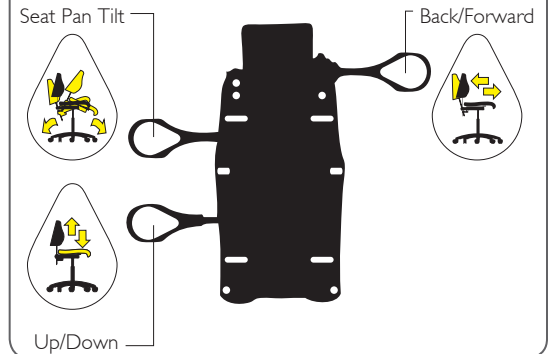
### T-583 Ergo Task Anesthesia Chair



Environment friendly, Pedigo Royal upholstery is Latex-free, PVC-free, California TB-117 and TB-133 approved.



### Seating Controls





## PEDIGO<sup>royal</sup>

Environment friendly, **PEDIGO<sup>royal</sup>** upholstery is Latex-free<sup>†</sup>, PVC-free\*, California TB-117 and TB-133 approved.



Western  
Alder

Coastal  
Dune

Coho  
Red

Timberline  
Green

Pacific  
Blue

Heron  
Blue

Obsidian  
Black

## PEDIGO<sup>classic</sup>

Cost effective, durable, vinyl based fabrics. **PEDIGO<sup>classic</sup>** upholstery is Latex-free<sup>†</sup> and California TB-117 approved. Models are the same classic Pedigo stools that you have grown accustomed to for decades. Made from the same high quality material that we have used for years, **PEDIGO<sup>classic</sup>** stools meet California TB-117 code.



Grey

Steel

Beige

Burgundy

Fairway

Lake Blue

Black

*The color samples shown above are representations of upholstery materials used for Pedigo stools. Actual colors may vary slightly. Material samples are available upon request. Other colors and special order materials are also available to match your decor.*

Pedigo upholstery materials are high quality vinyl, from renowned sources such as Uniroyal Naugahyde.

\* PVC-Free Construction. Manufactured in the same facility where PVC is produced. Trace amounts of PVC may be detected.

† This product does not contain natural rubber latex which may cause allergic reactions.

Upholstery is designed and manufactured by OMNOVA Solutions • PreFixx is a registered trademark of OMNOVA Solutions Inc.



## FEATURES

- Strong, all-welded steel
- Legs constructed of 1" O.D. 16-gauge tubular steel
- Handrail constructed of 1" O.D. tubular steel
- Tip resistant, rugged, and easy to maintain
- Corrugated, black, rubber top surface
- Rubber floor tips
- All carts built to Steril-Gard specifications



P-10 Footstool  
300 lbs. weight capacity

### footstool

#### P-10

Chrome  
12"D x 16"W x 8 1/4"H

#### P-11

Chrome  
12"D x 30"W x 8"H

#### P-1010-SS

Stainless steel  
12"D x 16"W x 8 1/4"H

#### P-1011-SS

Stainless steel  
12"D x 30"W x 5"H

#### P-1012-SS

Stainless steel  
12"D x 30"W x 8"H

### with handrail

#### P-10-A

Chrome  
12"D x 16"W x 8 1/4"H  
• 38 1/2"H with handrail

#### P-1010-A-SS

Stainless steel  
12"D x 16"W x 8 1/4"H  
• 38 1/2"H with handrail



P-10-A Footstool  
300 lbs. weight capacity



P-18 Footstool  
300 lbs. weight capacity

### double step stool

#### P-18

Chrome  
12"D x 16"W x 16"H  
• First step 8"H  
• Second step 16"H

### double step with handrail

#### P-18-A

Chrome  
12"D x 16"W x 47"H with handrail  
• First step 8"H  
• Second step 16"H



P-1015 Footstool  
650 lbs. weight capacity

### stackable footstool

#### P-1015

Stainless steel  
14"D x 19"W x 6"H


- Safely stack for increased height and interlocked to create larger platforms
- Slip resistant top
- Heavy gauge legs and handles

### transport cart

#### P-1015-TC

Stainless steel  
12"D x 16"W x 8"H

- Transport cart holds up to six P-1015 for storage or mobility
- 3" diameter swivel casters







UTILITY TABLES

## FEATURES

- Convenient and easy to use
- Stainless steel, Steril-Gard construction eliminates full sub-tops
- Improves the control of undesirable substances
- Full extending drawer hangers (except SG-81-SS)
- Sound-proofed reinforcing channels for quiet use and added strength
- 3" double ball bearing, rubber casters for silent mobility
- 1 1/2" high 3-sided top rail

## OPTIONS

- Drawer lock with key  
**Part No. 46-B**
- 3" casters with brakes  
**Part No. 06**



### SG-80-SS

Utility Table with shelf, drawer and rail

#### OVERALL SIZE

20"W x 16"D x 34"H

#### DRAWER

15 1/2"W x 12 1/2"D x 3 1/2"H



### SG-80-A-SS

Utility Table with shelf, two drawers and rail

#### OVERALL SIZE

20"W x 16"D x 34"H

#### DRAWER

15 1/2"W x 12 1/2"D x 3 1/2"H



### SG-80-B-SS *no rail*

Utility Table with shelf and drawer

#### OVERALL SIZE

20"W x 16"D x 34"H

#### DRAWER

15 1/2"W x 12 1/2"D x 3 1/2"H



### SG-80-C-SS *no rail*

Utility Table with shelf and two drawers

#### OVERALL SIZE

20"W x 16"D x 34"H

#### DRAWER

15 1/2"W x 12 1/2"D x 3 1/2"H



### SG-81-SS

Utility Table with shelf and rail

#### OVERALL SIZE

20"W x 16"D x 34"H




### SG-82-SS *no rail*

Utility Table with shelf

#### OVERALL SIZE

20"W x 16"D x 34"H





INSTRUMENT TABLES



SG-86-SS

## MID-SIZE TABLES WITH SHELF

### DIMENSIONS

SG-82-SS	20"W x 16"D x 34"H
SG-84-SS	30"W x 16"D x 34"H
SG-86-SS	33"W x 18"D x 34"H
SG-88-SS	36"W x 20"D x 34"H



SG-87-SS

## MID-SIZE TABLES WITHOUT SHELF

### DIMENSIONS

SG-83-SS	20"W x 16"D x 34"H
SG-85-SS	30"W x 16"D x 34"H
SG-87-SS	33"W x 18"D x 34"H
SG-89-SS	36"W x 20"D x 34"H



SG-92-SS

## LARGE TABLES WITH SHELF

### DIMENSIONS

SG-90-SS	48"W x 20"D x 34"H
SG-92-SS	48"W x 24"D x 34"H
SG-94-SS	60"W x 24"D x 34"H
SG-96-SS	72"W x 24"D x 34"H
SG-98-SS	36"W x 24"D x 34"H



SG-93-SS

## LARGE TABLES WITHOUT SHELF

### DIMENSIONS

SG-91-SS	48"W x 20"D x 34"H
SG-93-SS	48"W x 24"D x 34"H
SG-95-SS	60"W x 24"D x 34"H
SG-97-SS	72"W x 24"D x 34"H

## FEATURES

- Stainless steel Steril-Gard construction eliminates full sub-tops where undesirable substances can collect
- Lightweight but strong
- Attractive design
- Easy to clean
- Soundproofed reinforcing channels for quiet use
- 3" rubber, double ball bearing casters for silent mobility
- Available in many sizes

## OPTIONS

- 3 or 4 sided top and shelf rails available for all tables
- Stainless steel drawers, or tote boxes may be mounted under top.
- Table height can be modified

### Glides/ Rubber Feet/ Casters

- #15 Glides
- #13 Rubber Feet
- #06 Locking Casters

### Tote Boxes

Totes are constructed of impact-resistant, high-density polyethylene for durability


- CDS-TB-5" Tote Box (17 $\frac{3}{4}$ "L x 14 $\frac{1}{2}$ "W x 5 $\frac{1}{8}$ "D)
- CDS-TB-10" Tote Box (17 $\frac{3}{4}$ "L x 14 $\frac{1}{2}$ "W x 10"D)

### Tote Box Hangers

- SG-TBH-1 16"D SG Tables
- SG-TBH-2 18"D SG Tables
- SG-TBH-3 20"D SG Tables
- SG-TBH-4 24"D SG Tables

### IV Pole for SG Tables

- P-7201-I available on lower shelf models only.







CENTRAL SUPPLY TABLES



shown with optional accessories

## CDS-2472

### OVERALL SIZE

72"W x 24"D x 34"H

### FEATURES

- Heavy duty, all stainless steel construction
- Height adjustable floor glide
- For use in areas where a table larger than a standard utility or work table is needed

### OPTIONAL ACCESSORIES

- Tote box drawers, 5" or 10" deep, or stainless steel drawers
- Full length lower shelf
- 4" swivel casters with brakes



shown with optional accessories

## CDS-3260

### OVERALL SIZE

60"W x 32"D x 34"H

### FEATURES

- Heavy duty, all stainless steel construction
- Height adjustable floor guides

### OPTIONAL ACCESSORIES

- Sterile Wrap frame, 56"W x 30½"H
- Tote box drawers, 5" or 10" deep, or stainless steel drawers
- Full length lower shelf
- 4" swivel casters with brakes



shown with optional accessories

## CDS-3684

### OVERALL SIZE

84"W x 36"D x 34"H

### FEATURES

- Heavy duty, all stainless steel construction
- Height adjustable floor glide
- For use in areas where a table larger than a standard utility or work table is needed

### OPTIONAL ACCESSORIES

- Tote box drawers, 5" or 10" deep, or stainless steel drawers
- Full length lower shelf
- 4" swivel casters with brakes



Caster with brake





SPECIALTY OR TABLES

# SPECIALTY OPERATING ROOM TABLES



## SPACE STATION Specialty Back Table



A specialty back table designed with additional room for large cases such as orthopedics, spinal fusions, neuro and craniotomies. The tuck-away cantilevered shelf holds multiple trays and is angled for clear observation of instruments.

The Space Station is easily rolled into position using 4" diameter, heavy-duty ball bearing brake/swivel casters. To lock in place, simply engage the single-pedal brake and swivel caster locks.

- Cantilevered shelf for easy observation of instruments
- One-person operation in raising or lowering shelf

### CDS-3060

Main Table  
Top Shelf

Dimensions  
30"D x 60"W x 34"H  
20"D x 60"W

### CDS-3072

Main Table  
Top Shelf

Dimensions  
30"D x 72"W x 34"H  
20"D x 72"W

## DISPOSABLE TABLE DRAPES

Single piece disposable sterile drapes are available to cover both surfaces of the sterile field.

### CDS-3060-DD

12 Drapes per case

### CDS-3072-DD

12 Drapes per case



## OVER-OPERATING Specialty Table




Pedigo's Over-Operating Specialty Table is constructed of stainless steel and features easy, one-hand height adjustment.

- 3" total lock casters, with brakes and swivel locks
- Adjustable height from 39" to 54 1/4" high from floor
- 27 3/8" clearance between legs
- Optional removable extension leaf adds 10" to the length of the top
- Other sizes available upon request.

### P-5182

Standard Top

Dimensions  
34"W x 42"L







INSTRUMENT  
ASSEMBLY STATIONS

# INSTRUMENT ASSEMBLY STATIONS



## CDS-1000

### MAIN TABLE TOP SURFACE

66"W x 30"D

### HEIGHT ADJUSTABLE

36" to 47½"H

### FEATURES

- Wrap-around work surface for easy access to all areas
- Electrically operated hydraulic height adjustment provides comfortable, ergonomic height for all staff members
- Three large pegboards for organizing instruments for storage and easy access
- Eight slide-out lower shelves for bins
- 3" diameter, heavy-duty locking casters for easy mobility
- Stainless steel construction
- Six removable stainless steel trays, recessed into the top work surface to hold small items
- Center drawer standard (keyboard tray option available)



Removable Stainless Steel Trays



Instruments and containers not provided by Pedigo

## CDS-1100

### MAIN TABLE TOP SURFACE

72"W x 30"D

### HEIGHT ADJUSTABLE

32" to 43¼"H

### FEATURES

- Electrically operated hydraulic height adjustment provides comfortable, ergonomic height settings for all staff members.
- Shelves are positioned 18" and 30" above main work surface, and measure 72"W x 12"D with 5/8" front lip.
- Shelves also feature a 10° slope.
- Load capacity of 225 pounds on main work surface and 50 pounds on each upper shelf.
- 4" stainless steel brake/swivel lock casters with precision ball bearings for easy mobility.



## OPTIONAL ACCESSORIES

### 1 Work Lamp CDS-1020

- Work Lamp arm has a 42" reach
- Features a 5" viewing lens
- 75% magnification

### 2 Outlet Strip CDS-1015

- Hospital grade
- Six outlets
- 15' foot cord

### 3 Keyboard Tray CDS-1032

- Measures 22¼"W x 10"D x 2¾"H
- Tray extends 10½" (retractable)
- Built-in mouse tray comes standard

### 4 Computer Enclosure CDS-1031


- Open back for air flow and easy access to computer cords.
- Enclosure can be customized to accommodate larger computer towers (max. load 30 lbs/13.60 kg)

### 5 Extension Arm CDS-1030

- Supports LCD monitors (max. load 25 lbs / 11.3 kg)
- For optimal viewing, extension arm features multi-directional adjustment
- Gas-strut and ball-joint system for smooth, stable operation

### 6 Storage Cart CDS-1010

- 4 drawer tote box cart for added storage fits under the workstation
- Totes are constructed of impact-resistant, high-density polyethylene and measure 17¾"L x 14½"W x 5"D





SPACE STATION

# PEDIGO® SPACE STATION

A specialty back table designed with additional room for large cases such as orthopedics, spinal fusions, neuro and craniotomies. The tuck-away cantilevered shelf holds multiple trays and is angled for clear observation of instruments.

The Space Station is easily rolled into position using 4" diameter, heavy-duty ball bearing brake/swivel casters. To lock in place, simply engage the single-pedal brake and swivel caster locks.

## CDS-3060

Main Table  
Top Shelf

## Dimensions

30"D x 60"W x 34"H  
20"D x 60"W

## CDS-3072

Main Table  
Top Shelf

## Dimensions

30"D x 72"W x 34"H  
20"D x 72"W



## ONE PERSON OPERATION



Pneumatic assist enables one-person operation in raising or lowering the cantilevered shelf.

Pneumatic assist



Shelf is easily raised when extra space is required, or lowered into its storage position if not needed.

160 lbs.  
Weight Capacity

230 lbs.  
Weight Capacity

230 lbs.  
Weight Capacity



Cantilevered shelf features a 10° slope and has an adjustable height from 49.9" to 52.9".

## DISPOSABLE TABLE DRAPES


Single piece disposable sterile drapes are available to cover both surfaces of the sterile field.

## CDS-3060-DD

12 Drapes per case

## CDS-3072-DD

12 Drapes per case



800.822.3501 • FAX 360.696.1700 • www.pedigo-usa.com



4000 SE Columbia Way • Vancouver, WA 98661



08/09 MM-60